

# Basics of Accounting & Information Processing

The Accounting Cycle

Larry M. Walther; Christopher J. Skousen



Download free books at

**bookboon**.com

Larry M. Walther

# **Basics of Accounting & Information Processing**

The Accounting Cycle



Basics of Accounting & Information Processing: The Accounting Cycle


1<sup>st</sup> edition

© 2010 Larry M. Walther, under nonexclusive license to Christopher J. Skousen & [bookboon.com](http://bookboon.com). All material in this publication is copyrighted, and the exclusive property of Larry M. Walther or his licensors (all rights reserved).

ISBN 978-87-7681-583-7

# Contents

<b>Part 1 Welcome to the World of Accounting</b>	<b>8</b>
<b>1 Accounting Information</b>	<b>9</b>
1.1 Accounting Defined	9
1.2 Financial Accounting	10
1.3 Managerial Accounting	10
1.4 A Quality Information System	10
1.5 Inherent Limitations	11
<b>2 The Accounting Profession and Careers</b>	<b>12</b>
2.1 Accounting and Professional Ethics	12
<b>3 The Fundamental Accounting Equation</b>	<b>13</b>
3.1 Assets	13
3.2 Liabilities	13
3.3 Owners' Equity	13
3.4 Balance Sheet	14



[www.sylvania.com](http://www.sylvania.com)

**We do not reinvent  
the wheel we reinvent  
light.**

Fascinating lighting offers an infinite spectrum of possibilities: Innovative technologies and new markets provide both opportunities and challenges. An environment in which your expertise is in high demand. Enjoy the supportive working atmosphere within our global group and benefit from international career paths. Implement sustainable ideas in close cooperation with other specialists and contribute to influencing our future. Come and join us in reinventing light every day.

**OSRAM SYLVANIA**

Light is OSRAM





<b>4</b>	<b>How Transactions Impact the Accounting Equation</b>	<b>15</b>
4.1	Edelweiss Collects an Account Receivable	15
4.2	Edelweiss Buys Equipment With Loan Proceeds	16
4.3	Edelweiss Provides Services to a Customer on Account	17
4.4	Edelweiss Pays Expenses With Cash	17
4.5	Generalizing About the Impact of Transactions	17
4.6	Distinguishing Between Revenue and Income	19
<b>5</b>	<b>The Core Financial Statements</b>	<b>20</b>
5.1	Financial Statements	21
5.2	Income Statement	21
5.3	The Statement of Retained Earnings	22
5.4	Balance Sheet	23
5.5	Statement of Cash Flows	24
5.6	Articulation	25
5.7	Unlocking the Mystery of Articulation	26



Discover the truth at [www.deloitte.ca/careers](http://www.deloitte.ca/careers)

**Deloitte.**

© Deloitte & Touche LLP and affiliated entities.



<b>Part 2 Information Processing</b>	<b>27</b>
<b>6 Accounts, Debits, and Credits</b>	<b>28</b>
6.1 Accounts	28
6.2 Debits and Credits	29
6.3 The Fallacy of “+/-” Nomenclature	30
6.4 The Debit/Credit Rules	31
6.5 Assets/Expenses Dividends	31
6.6 Liabilities/Revenues/Equity	31
6.7 Analysis of Transactions and Events	32
6.8 Determining an Account’s Balance	32
6.9 A Common Misunderstanding About Credits	33
<b>7 The Journal</b>	<b>34</b>
7.1 Illustrating the Accounting Journal	35
7.2 Special Journals	35
7.3 Page Numbering	37
7.4 But, What are the Account Balances?	37

SIMPLY CLEVER

ŠKODA



**We will turn your CV into  
an opportunity of a lifetime**



Do you like cars? Would you like to be a part of a successful brand?  
We will appreciate and reward both your enthusiasm and talent.  
Send us your CV. You will be surprised where it can take you.

Send us your CV on  
[www.employerforlife.com](http://www.employerforlife.com)



Download free eBooks at [bookboon.com](http://bookboon.com)



**Click on the ad to read more**

<b>8</b>	<b>The General Ledger</b>	<b>38</b>
8.1	Posting	38
8.2	To Review	42
<b>9</b>	<b>The Trial Balance</b>	<b>43</b>
9.1	Debits Equal Credits	43
9.2	Financial Statements From the Trial Balance	44
<b>10</b>	<b>Computerized Processing Systems</b>	<b>45</b>
10.1	What do they Look Like	46
<b>11</b>	<b>T-accounts</b>	<b>48</b>
11.1	Comprehensive T-Accounting Illustration	48
11.2	Chart of Account	50
11.3	Control and Subsidiary Accounts	51

I joined MITAS because  
I wanted **real responsibility**

The Graduate Programme  
for Engineers and Geoscientists  
[www.discovermitas.com](http://www.discovermitas.com)



**Month 16**

I was a construction supervisor in the North Sea advising and helping foremen solve problems

Real work  
International opportunities  
Three work placements



 **MAERSK**



# Part 1 Welcome to the World of Accounting

Your goals for this “welcoming” chapter are to learn about:

- The nature of financial and managerial accounting information.
- The accounting profession and accounting careers.
- The fundamental accounting equation:  $\text{Assets} = \text{Liabilities} + \text{Owners' Equity}$ .
- How transactions impact the fundamental accounting equation.
- The four core financial statements.

**ie business school**

**#1 EUROPEAN BUSINESS SCHOOL**  
FINANCIAL TIMES 2013

**#gobeyond**

**MASTER IN MANAGEMENT**

**Because achieving your dreams is your greatest challenge.** IE Business School's Master in Management taught in English, Spanish or bilingually, trains young high performance professionals at the beginning of their career through an innovative and stimulating program that will help them reach their full potential.

- Choose your area of specialization.
- Customize your master through the different options offered.
- Global Immersion Weeks in locations such as London, Silicon Valley or Shanghai.

***Because you change, we change with you.***

www.ie.edu/master-management | mim.admissions@ie.edu |

Download free eBooks at [bookboon.com](http://bookboon.com)



Click on the ad to read more



# 1 Accounting Information

You likely have a general concept of what accountants do. They capture information about the transactions and events of a business, and summarize that activity in reports that are used by persons interested in the entity. But, you likely do not realize the complexity of accomplishing this task. It involves a talented blending of technical knowledge and measurement artistry that can only be fully appreciated via extensive study of the subject. The best analogy is to say that you probably know what a heart surgeon does, but you no doubt appreciate that considerable knowledge and skill is needed to successfully treat a patient. If you were studying to be a surgeon, you would likely begin with some basic anatomy class. In this chapter, you will begin your study of accounting by looking at the overall structure of accounting and the basic anatomy of reporting.

Be advised that a true understanding of accounting does not come easily. It only comes with determination and hard work. But, if you persevere, you will be surprised at what you discover about accounting. Knowledge of accounting is very valuable to business success. And, once you conquer the basics, accounting is actually quite an interesting subject.

## 1.1 Accounting Defined

It seems fitting to begin with a more formal definition of accounting: Accounting is a set of concepts and techniques that are used to measure and report financial information about an economic unit. The economic unit is generally considered to be a separate enterprise. The information is potentially reported to a variety of different types of interested parties. These include business managers, owners, creditors, governmental units, financial analysts, and even employees. In one way or another, these users of accounting information tend to be concerned about their own interests in the entity. Business managers need accounting information to make sound leadership decisions. Investors hold out hope for profits that may eventually lead to distributions from the business (e.g., “dividends”).

Creditors are always concerned about the entity’s ability to repay its obligations. Governmental units need information to tax and regulate. Analysts use accounting data to form their opinions on which they base their investment recommendations. Employees want to work for successful companies to further their individual careers, and they often have bonuses or options tied to enterprise performance. Accounting information about specific entities helps satisfy the needs of all these interested parties. The diversity of interested parties leads to a logical division in the discipline of accounting: financial accounting and managerial accounting. Financial accounting is concerned with external reporting of information to parties outside the firm. In contrast, managerial accounting is primarily concerned with providing information for internal management. You may have some trouble seeing why a distinction is needed; after all aren’t we just reporting financial facts? Let’s look closer at the distinctions.

## 1.2 Financial Accounting

Consider that financial accounting is targeted toward a broad base of external users, none of whom control the actual preparation of reports or have access to underlying details. Their ability to understand and have confidence in reports is directly dependent upon standardization of the principles and practices that are used to prepare the reports. Without such standardization, reports of different companies could be hard to understand and even harder to compare. As a result, there are well organized processes to bring consistency and structure to financial reporting. In the United States, a private sector group called the Financial Accounting Standards Board (FASB) is primarily responsible for developing the rules that form the foundation of financial reporting. With the increase in global trade, the International Accounting Standards Board (IASB) has been steadily gaining prominence as a global accounting rule setter.

Financial reports prepared under the generally accepted accounting principles (GAAP) promulgated by such standard setting bodies are intended to be general purpose in orientation. This means they are not prepared especially for owners, or creditors, or any other particular user group. Instead, they are intended to be equally useful for all user groups. As such, attempts are made to keep them free from bias (neutral).

## 1.3 Managerial Accounting

In sharp contrast to financial accounting, managerial accounting information is intended to serve the specific needs of management. Business managers are charged with business planning, controlling, and decision making. As such, they may desire specialized reports, budgets, product costing data, and other details that are generally not reported on an external basis. Further, management may dictate the parameters under which such information is to be accumulated and presented. For instance, GAAP may require that certain research costs be deducted immediately in computing a business's externally reported income; on the other hand, management may see these costs as a long-term investment and stipulate that internal decision making be based upon income numbers that exclude such costs. This is their prerogative. Hopefully, such internal reporting is being done logically and rationally, but it need not follow any particular set of guidelines.

## 1.4 A Quality Information System

Both financial accounting and managerial accounting depend upon a strong information system to reliably capture and summarize business transaction data. Information technology has radically reshaped this mundane part of the practice of accounting during the past 30 years. The era of the "green eye-shaded" accountant has been relegated to the annals of history. Now, accounting is more of a dynamic, decision-making discipline, rather than a bookkeeping task.

## 1.5 Inherent Limitations

Accounting data is not absolute or concrete. Considerable amounts of judgment and estimation are necessary to develop the specific accounting measurements that are reported during a particular month, quarter, or year (e.g., how much pension expense should be reported now for the future benefits that are being earned by employees now, but the amounts will not be known with certainty until many years to come?). About the only way around the problem of utilizing estimation in accounting is to wait until all facts are known with certainty before issuing any reports. However, by the time any information could be reported, it would be so stale as to lose its usefulness. Thus, in order to timely present information, it is considered to be far better to embrace reasonable estimations in the normal preparation of ongoing financial reports.

In addition, accounting has not yet advanced to a state of being able to value a business (or a business's assets). As such, many transactions and events are reported based upon the historical cost principle (in contrast to fair value). This principle holds that it is better to maintain accountability over certain financial statement elements at amounts that are objective and verifiable, rather than opening the door to random adjustments for value changes that may not be supportable. For example, land is initially recorded in the accounting records at its purchase price. That historical cost will not be adjusted even if the fair value is perceived as increasing. While this enhances the "reliability" of reported data, it can also pose a limitation on its "relevance."



"I studied English for 16 years but...  
...I finally learned to speak it in just six lessons"

Jane, Chinese architect

ENGLISH OUT THERE

Click to hear me talking before and after my unique course download



## 2 The Accounting Profession and Careers

To decide to be an accountant is no more descriptive than deciding to be a doctor. Obviously, there are many specialty areas. Many accountants engage in the practice of “public” accounting, which involves providing audit, tax, and consulting services to the general public. To engage in the practice of public accounting usually requires one to be licensed as a CPA (Certified Public Accountant). Auditing involves the examination of transactions and systems that underlie an organization’s financial reports, with the ultimate goal of providing an independent report on the appropriateness of financial statements. Tax services relate to the providing of help in the preparation and filing of tax returns and the rendering of advice on the tax consequences of alternative actions. Consulting services can vary dramatically, and include such diverse activities as information systems engineering to evaluating production methods. Many accountants are privately employed directly by small and large businesses (i.e., “industry accounting”) and not-for-profit agencies (such as hospitals, universities, and charitable groups). They may work in areas of product costing and pricing, budgeting, and the examination of investment alternatives. They may focus on internal auditing, which involves looking at controls and procedures in use by their employers. Objectives of these reviews are to safeguard company resources and assess the reliability and accuracy of accounting information and accounting systems. They may serve as in house tax accountants, financial managers, or countless other occupations. And, it probably goes without saying that many accountants work in the governmental sector, whether it be local, state, or national levels. You would expect to find many accountants at the Internal Revenue Service, General Accounting Office, Securities and Exchange Commission (“SEC” – the USA governmental agency charged with regulating accounting and reporting by companies whose shares of stock are bought and sold in public markets), and even the Federal Bureau of Investigation.

### 2.1 Accounting and Professional Ethics

Because investors and creditors place great reliance on financial statements in making their investment and credit decisions, it is imperative that the financial reporting process be truthful and dependable. Accountants are expected to behave in an entirely ethical fashion, and this is generally the case. To help insure integrity in the reporting process, the profession has adopted a code of ethics to which its licensed members must adhere. In addition, checks and balances via the audit process, government oversight, and the ever vigilant “plaintiff’s attorney” all serve a vital role in providing additional safeguards against the errant accountant. If you are preparing to enter the accounting profession, you should do so with the intention of behaving with honor and integrity. If you are not planning to enter the profession, you will likely rely upon accountants in some aspect of your personal or professional life. You have every right to expect those accountants to behave in a completely trustworthy and ethical fashion. After all, you will be entrusting them with your financial resources and confidential information.



# 3 The Fundamental Accounting Equation

The basic features of the accounting model we use today trace their roots back over 500 years. Luca Pacioli, a Renaissance era monk, developed a method for tracking the success or failure of trading ventures. The foundation of that system continues to serve the modern business world well, and is the entrenched cornerstone of even the most elaborate computerized systems. The nucleus of that system is the notion that a business entity can be described as a collection of assets and the corresponding claims against those assets. The claims can be divided into the claims of creditors and owners (i.e., liabilities and owners' equity). This gives rise to the fundamental accounting equation:

$$\text{Assets} = \text{Liabilities} + \text{Owners' Equity}$$

## 3.1 Assets

Assets are the economic resources of the entity, and include such items as cash, accounts receivable (amounts owed to a firm by its customers), inventories, land, buildings, equipment, and even intangible assets like patents and other legal rights and claims. Assets are presumed to entail probable future economic benefits to the owner.

## 3.2 Liabilities

Liabilities are amounts owed to others relating to loans, extensions of credit, and other obligations arising in the course of business.

## 3.3 Owners' Equity

Owners' equity is the owner's "interest" in the business. It is sometimes called net assets, because it is equivalent to assets minus liabilities for a particular business. Who are the "owners?" The answer to this question depends on the legal form of the entity; examples of entity types include sole proprietorships, partnerships, and corporations. A sole proprietorship is a business owned by one person, and its equity would typically consist of a single owner's capital account. Conversely, a partnership is a business owned by more than one person, with its equity consisting of a separate capital account for each partner. Finally, a corporation is a very common entity form, with its ownership interest being represented by divisible units of ownership called shares of stock. These shares are easily transferable, with the current holder(s) of the stock being the owners. The total owners' equity (i.e., "stockholders' equity") of a corporation usually consists of several amounts, generally corresponding to the owner investments in the capital stock (by shareholders) and additional amounts generated through earnings that have not been paid out to shareholders as dividends (dividends are distributions to shareholders as a return on their investment). Earnings give rise to increases in "retained earnings," while dividends (and losses) cause decreases.

### 3.4 Balance Sheet

The fundamental accounting equation is the backbone of the accounting and reporting system. It is central to understanding a key financial statement known as the balance sheet (sometimes called the statement of financial position). The following illustration for Edelweiss Corporation shows a variety of assets that are reported at a total of \$895,000. Creditors are owed \$175,000, leaving \$720,000 of stockholders' equity. The stockholders' equity section is divided into the \$120,000 that was originally invested in Edelweiss Corporation by stockholders (i.e., capital stock), and the other \$600,000 that was earned (and retained) by successful business performance over the life of the company.

Does the stockholders' equity total mean the business is worth \$720,000? No! Why not? Because many assets are not reported at current value. For example, although the land cost \$125,000, the balance sheet does not report its current worth. Similarly, the business may have unrecorded resources to its credit, such as a trade secret or a brand name that allows it to earn extraordinary profits. If one is looking to buy stock in Edelweiss Corporation, they would surely give consideration to these important non-financial statement based valuation considerations. This observation tells us that accounting statements are important in investment and credit decisions, but they are not the sole source of information for making investment and credit decisions.

EDELWEISS CORPORATION Balance Sheet December 31, 20X3			
Assets		Liabilities	
Cash	\$ 25,000	Accounts payable	\$ 50,000
Accounts receivable	50,000	Loans payable	<u>125,000</u>
Inventories	35,000	Total liabilities	\$175,000
Land	125,000	<b>Stockholders' equity</b>	
Buildings	400,000	Capital stock	\$120,000
Equipment	250,000	Retained earnings	<u>600,000</u>
Other assets	<u>10,000</u>	Total stockholders' equity	<u>720,000</u>
Total assets	<u>\$895,000</u>	Total Liabilities and equity	<u>\$895,000</u>

<b>ASSETS</b> <b>\$895,000</b>	=	<b>LIABILITIES</b> <b>\$175,000</b>	+	<b>STOCKHOLDERS' EQUITY</b> <b>\$720,000</b>
-----------------------------------	---	--	---	---

## 4 How Transactions Impact the Accounting Equation

The preceding balance sheet for Edelweiss was static. This means that it represented the financial condition at the noted date. But, each passing transaction or event brings about a change in the overall financial condition. Business activity will impact various asset, liability, and/or equity accounts; but, they will not disturb the equality of the accounting equation. So, how does this happen? To reveal the answer to this question, let's look at four specific transactions for Edelweiss Corporation. You will see how each transaction impacts the individual asset, liability, and equity accounts, without upsetting the basic equality of the overall balance sheet.

### 4.1 Edelweiss Collects an Account Receivable

If Edelweiss Corporation collected \$10,000 from a customer on an existing account receivable (i.e., not a new sale, just the collection of an amount that is due from some previous transaction), then the balance sheet would be revised as follows:



Excellent Economics and Business programmes at:

 **university of  
 groningen**



**“The perfect start  
 of a successful,  
 international career.”**

**CLICK HERE**  
to discover why both socially  
and academically the University  
of Groningen is one of the best  
places for a student to be

[www.rug.nl/feb/education](http://www.rug.nl/feb/education)



EDELWEISS CORPORATION Balance Sheet December 31, 20X3 (before indicated transaction)			EDELWEISS CORPORATION Balance Sheet December 31, 20X3 (after indicated transaction)		
<b>Assets</b>			<b>Assets</b>		
Cash	\$ 25,000	+ \$10,000	Cash	\$ 35,000	
Accounts receivable	50,000	- \$10,000	Accounts receivable	40,000	
Inventories	35,000		Inventories	35,000	
Land	125,000		Land	125,000	
Building	400,000		Building	400,000	
Equipment	250,000		Equipment	250,000	
Other assets	10,000		Other assets	10,000	
Total assets	<u>\$895,000</u>	+ \$0	Total assets	<u>\$895,000</u>	
<b>Liabilities</b>			<b>Liabilities</b>		
Accounts payable	\$ 50,000		Accounts payable	\$ 50,000	
Loans payable	125,000		Loans payable	125,000	
Total liabilities	<u>\$175,000</u>	+ \$0	Total liabilities	<u>\$175,000</u>	
<b>Stockholders' equity</b>			<b>Stockholders' equity</b>		
Capital stock	\$120,000		Capital stock	\$120,000	
Retained earnings	600,000		Retained earnings	600,000	
Total stockholders' equity	<u>720,000</u>	+ \$0	Total stockholders' equity	<u>720,000</u>	
Total liabilities and equity	<u>\$895,000</u>		Total liabilities and equity	<u>\$895,000</u>	

The illustration plainly shows that cash (an asset) increased from \$25,000 to \$35,000, and accounts receivable (an asset) decreased from \$50,000 to \$40,000. As a result total assets did not change, and liabilities and equity accounts were unaffected. Thus, assets still equal liabilities plus equity.

#### 4.2 Edelweiss Buys Equipment With Loan Proceeds

If Edelweiss Corporation purchased \$30,000 of equipment, agreeing to pay for it later (i.e. taking out a loan), then the balance sheet would be further revised as follows.

EDELWEISS CORPORATION Balance Sheet December 31, 20X3 (before indicated transaction)			EDELWEISS CORPORATION Balance Sheet December 31, 20X3 (after indicated transaction)		
<b>Assets</b>			<b>Assets</b>		
Cash	\$ 35,000		Cash	\$ 35,000	
Accounts receivable	40,000		Accounts receivable	40,000	
Inventories	35,000		Inventories	35,000	
Land	125,000		Land	125,000	
Building	400,000		Building	400,000	
Equipment	250,000	+ \$30,000	Equipment	280,000	
Other assets	10,000		Other assets	10,000	
Total assets	<u>\$895,000</u>	+ \$30,000	Total assets	<u>\$925,000</u>	
<b>Liabilities</b>			<b>Liabilities</b>		
Accounts payable	\$ 50,000		Accounts payable	\$ 50,000	
Loans payable	125,000	+ \$30,000	Loans payable	155,000	
Total liabilities	<u>\$175,000</u>		Total liabilities	<u>\$205,000</u>	
<b>Stockholders' equity</b>			<b>Stockholders' equity</b>		
Capital stock	\$120,000		Capital stock	\$120,000	
Retained earnings	600,000		Retained earnings	600,000	
Total stockholders' equity	<u>720,000</u>	+ \$0	Total stockholders' equity	<u>720,000</u>	
Total liabilities and equity	<u>\$895,000</u>	+ \$30,000	Total liabilities and equity	<u>\$925,000</u>	



This illustration shows that equipment (an asset) increased from \$250,000 to \$280,000, and loans payable (a liability) increased from \$125,000 to \$155,000. As a result, both total assets and total liabilities increased by \$30,000, but assets still equal liabilities plus equity.

### 4.3 Edelweiss Provides Services to a Customer on Account

What would happen if Edelweiss Corporation did some work for a customer in exchange for the customer's promise to pay \$5,000? This requires further explanation; try to follow this logic closely! You already know that retained earnings is the income of the business that has not been distributed to the owners of the business. When Edelweiss Corporation earned \$5,000 (which they will collect later) by providing a service to a customer, it can be said that they generated revenue of \$5,000. Revenue is the enhancement to assets resulting from providing goods or services to customers. Revenue will bring about an increase to income, and income is added to retained earnings. Can you follow that?

As you examine the balance sheet on the top of the next page, notice that accounts receivable and retained earnings went up by \$5,000 each, indicating that the business has more assets and more retained earnings. And, guess what: assets still equal liabilities plus equity.

### 4.4 Edelweiss Pays Expenses With Cash

It would be nice if you could run a business without incurring any expenses. However, such is not the case. Expenses are the outflows and obligations that arise from producing goods and services. Imagine that Edelweiss paid \$3,000 for expenses. The lower set of balance sheets on the following page shows this impact.

### 4.5 Generalizing About the Impact of Transactions

There are countless types of transactions that can occur, and each and every transaction can be described in terms of its impact on assets, liabilities, and equity. What is important to know is that no transaction will upset the fundamental accounting equation of  $\text{assets} = \text{liabilities} + \text{owners' equity}$ .

Services to a customer on account:

EDELWEISS CORPORATION Balance Sheet December 31, 20X3 (before indicated transaction)		EDELWEISS CORPORATION Balance Sheet December 31, 20X3 (after indicated transaction)	
<b>Assets</b>		<b>Assets</b>	
Cash	\$ 35,000	Cash	\$ 35,000
Accounts receivable	40,000	Accounts receivable	45,000
Inventories	35,000	Inventories	35,000
Land	125,000	Land	125,000
Building	400,000	Building	400,000
Equipment	280,000	Equipment	280,000
Other assets	10,000	Other assets	10,000
Total assets	<u>\$925,000</u>	Total assets	<u>\$930,000</u>
<b>Liabilities</b>		<b>Liabilities</b>	
Accounts payable	\$ 50,000	Accounts payable	\$ 50,000
Loans payable	155,000	Loans payable	155,000
Total liabilities	\$205,000	Total liabilities	\$205,000
<b>Stockholders' equity</b>		<b>Stockholders' equity</b>	
Capital stock	\$120,000	Capital stock	\$120,000
Retained earnings	600,000	Retained earnings	605,000
Total stockholders' equity	720,000	Total stockholders' equity	725,000
Total liabilities and equity	<u>\$925,000</u>	Total liabilities and equity	<u>\$930,000</u>

Pays expenses:

EDELWEISS CORPORATION Balance Sheet December 31, 20X3 (before indicated transaction)		EDELWEISS CORPORATION Balance Sheet December 31, 20X3 (after indicated transaction)	
<b>Assets</b>		<b>Assets</b>	
Cash	\$ 35,000	Cash	\$ 32,000
Accounts receivable	45,000	Accounts receivable	45,000
Inventories	35,000	Inventories	35,000
Land	125,000	Land	125,000
Building	400,000	Building	400,000
Equipment	280,000	Equipment	280,000
Other assets	10,000	Other assets	10,000
Total assets	<u>\$930,000</u>	Total assets	<u>\$927,000</u>
<b>Liabilities</b>		<b>Liabilities</b>	
Accounts payable	\$ 50,000	Accounts payable	\$ 50,000
Loans payable	155,000	Loans payable	155,000
Total liabilities	\$205,000	Total liabilities	\$205,000
<b>Stockholders' equity</b>		<b>Stockholders' equity</b>	
Capital stock	\$120,000	Capital stock	\$120,000
Retained earnings	605,000	Retained earnings	602,000
Total stockholders' equity	725,000	Total stockholders' equity	722,000
Total liabilities and equity	<u>\$930,000</u>	Total liabilities and equity	<u>\$927,000</u>

## 4.6 Distinguishing Between Revenue and Income

In day-to-day conversation, some terms can often be used casually and without a great deal of precision. Words may be treated as synonymous, when in fact they are not. Such is the case for the words “income” and “revenue.” Each term has a very precise meaning, and you should accustom yourself to the correct usage. It has already been pointed out that revenues are enhancements resulting from providing goods and services to customers. Conversely, expenses can generally be regarded as costs of doing business. This gives rise to another “accounting equation”:

$$\text{Revenues} - \text{Expenses} = \text{Income}$$

Revenue is the “top line” amount corresponding to the total benefits generated from business activity. Income is the “bottom line” amount that results after deducting the expenses from revenue. In some countries, revenue is also referred to as “turnover.”



**American online**  
**LIGS University**  
is currently enrolling in the  
Interactive Online **BBA, MBA, MSc,**  
**DBA and PhD** programs:

- ▶ enroll **by September 30th, 2014** and
- ▶ **save up to 16%** on the tuition!
- ▶ pay in 10 installments / 2 years
- ▶ Interactive **Online education**
- ▶ visit [www.ligsuniversity.com](http://www.ligsuniversity.com) to find out more!

**Note:** LIGS University is not accredited by any nationally recognized accrediting agency listed by the US Secretary of Education. More info [here](#).



## 5 The Core Financial Statements

Your future will undoubtedly be marked by numerous decisions about investing money in the capital stock of some corporation. Another option that will present itself is to lend money to a company, either directly, or by buying that company's debt instruments known as "bonds." Stocks and bonds are two of the most prevalent financial instruments of the modern global economy. The financial press and television devote seemingly endless coverage to headline events pertaining to large public corporations. Public companies are those with securities that are readily available for purchase/sale through organized stock markets. Many more companies are private, meaning their stock and debt is in the hands of a narrow group of investors and banks. If you are contemplating an investment in a public or private entity, there is certain information you will logically seek to guide your decision process. What types of information will you desire? What do you want to know about the companies in which you are considering an investment? If you were to prepare a list of questions for the company's management, what subjects would be included? Whether this challenge is posed to a sophisticated investor or to a new business student, the listing almost always includes the same basic components.

What are the corporate assets? Where does the company operate? What are the key products? How much income is being generated? Does the company pay dividends? What is the corporate policy on ethics and environmental responsibility?

Many such topics are noted within the illustrated "thought cloud." Some of these topics are financial in nature (noted in blue). Other topics are of more general interest and cannot be communicated in strict mathematical terms (noted in red).





Financial accounting seeks to directly report information for the topics noted in blue. Additional supplemental disclosures frequently provide insight about subjects such as those noted in red. But, you would also need to gain additional information by reviewing corporate web sites (many have separate sections devoted to their investors), filings with the securities regulators, financial journals and magazines, and other such sources. Most companies will have annual meetings for shareholders and host web casts every three months (quarterly). These events are very valuable in allowing investors and creditors to make informed decisions about the company, as well as providing a forum for direct questioning of management. You might even call a company and seek “special insight” about emerging trends and developments. Be aware, however, that the company will likely not be able to respond in a meaningful way. Securities laws have very strict rules and penalties that are meant to limit selective or unique disclosures to any one investor or group (in the United States: Regulation Full Disclosure/Reg. FD). It is amusing, but rarely helpful, to review “message boards” where people anonymously post their opinions about a company.

## 5.1 Financial Statements

Financial accounting information is conveyed through a standardized set of reports. You have already been introduced to the balance sheet. The other fundamental financial statements are the income statement, statement of retained earnings, and statement of cash flows. There are many rules that govern the form and content of each financial statement. At the same time, those rules are not so rigid as to preclude variations in the exact structure or layout. For instance, the earlier illustration for Edelweiss was first presented as a “horizontal” layout of the balance sheet. The subsequent Edelweiss examples were representative of “vertical” balance sheet arrangements. Each approach, and others, is equally acceptable.

## 5.2 Income Statement

A summary of an entity’s results of operation for a specified period of time is revealed in the income statement, as it provides information about revenues generated and expenses incurred. The difference between the revenues and expenses is identified as the net income or net loss. The income statement can be prepared using a single-step or a multiple-step approach, and might be further modified to include a number of special disclosures relating to unique items. These topics will be amplified in a number of subsequent chapters. For now, take careful note that the income statement relates to activities of a specified time period (e.g., year, quarter, month), as is clearly noted in its title:

QUARTZ CORPORATION Income Statement For the Year Ending December 31, 20X9		
<b>Revenues</b>		
Services to customers	\$750,000	
Interest revenue	<u>15,000</u>	
Total revenues		\$765,000
<b>Expenses</b>		
Salaries	\$235,000	
Rent	115,000	
Other operating expenses	<u>300,000</u>	
Total expenses		<u>650,000</u>
<b>Net income</b>		<u><b>\$115,000</b></u>

### 5.3 The Statement of Retained Earnings

The example balance sheets for Edelweiss revealed how retained earnings increased and decreased in response to events that impacted income. You also know that retained earnings are reduced by dividends paid to shareholders.

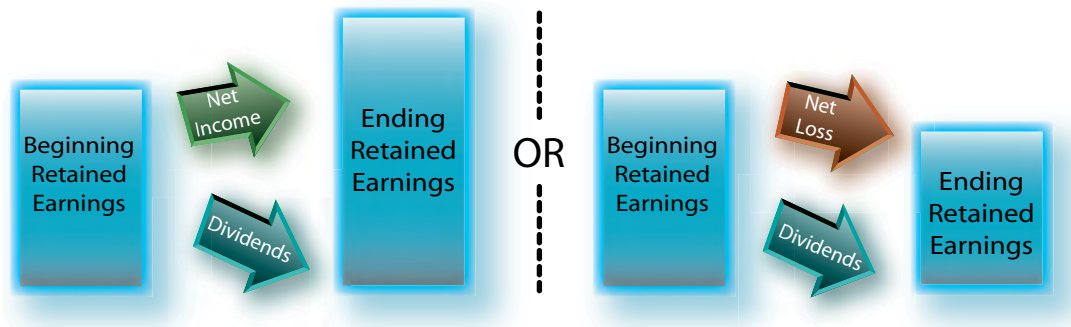
.....Alcatel-Lucent 

[www.alcatel-lucent.com/careers](http://www.alcatel-lucent.com/careers)

What if you could build your future and create the future?

One generation's transformation is the next's status quo. In the near future, people may soon think it's strange that devices ever had to be "plugged in." To obtain that status, there needs to be "The Shift".



The statement of retained earnings provides a succinct reporting of these changes in retained earnings from one period to the next. In essence, the statement is nothing more than a reconciliation or “bird’s-eye view” of the bridge between the retained earnings amounts appearing on two successive balance sheets.

<b>QUARTZ CORPORATION</b> <b>Statement of Retained Earnings</b> <b>For the Year Ending December 31, 20X9</b>	
Retained earnings - January 1, 20X9	\$400,000
Plus: Net income	<u>115,000</u>
	\$515,000
Less: Dividends	<u>35,000</u>
Retained earnings - December 31, 20X9	<u><u>\$480,000</u></u>

If you examine very many sets of financial statements, you will soon discover that many companies provide an expanded statement of stockholders’ equity in lieu of the required statement of retained earnings. The statement of stockholders’ equity portrays not only the changes in retained earnings, but also changes in other equity accounts such as capital stock. The expanded statement of stockholders’ equity is presented in a subsequent chapter.

## 5.4 Balance Sheet

The balance sheet focuses on the accounting equation by revealing the economic resources owned by an entity and the claims against those resources (liabilities and owners’ equity). The balance sheet is prepared as of a specific date, whereas the income statement and statement of retained earnings cover a period of time. Accordingly, it is sometimes said that balance sheets portray financial position (or condition) while other statements reflect results of operations. Quartz’s balance sheet is as follows:

QUARTZ CORPORATION Balance Sheet December 31, 20X9			
<b>Assets</b>			
Cash			\$192,000
Accounts receivable			248,000
Land			450,000
Other assets			<u>10,000</u>
Total assets			<u>\$900,000</u>
<b>Liabilities</b>			
Salaries payable	\$ 34,000		
Accounts payable	<u>166,000</u>		
Total liabilities			\$200,000
<b>Stockholders' equity</b>			
Capital stock	\$220,000		
Retained earnings	<u>480,000</u>		
Total stockholders' equity			<u>700,000</u>
Total liabilities and equity			<u>\$900,000</u>

## 5.5 Statement of Cash Flows

The statement of cash flows details the enterprise's cash flows. This operating statement reveals how cash is generated and expended during a specific period of time. It consists of three unique sections that isolate the cash inflows and outflows attributable to (a) operating activities, (b) investing activities, and (c) financing activities. Notice that the cash provided by operations is not the same thing as net income found in the income statement. This result occurs because some items hit income and cash flows in different periods. For instance, remember how Edelweiss (from the earlier illustration) generated income from a service provided on account. That transaction increased income without a similar effect on cash. These differences tend to even out over time.



QUARTZ CORPORATION Statement of Cash Flows For the Year Ending December 31, 20X9	
<b>Operating activities</b>	
Cash received from customers	\$ 720,000
Cash received for interest	15,000
Cash paid for salaries	(240,000)
Cash paid for rent	(115,000)
Cash paid for other items	<u>(300,000)</u>
Cash provided by operating activities	\$ 80,000
<b>Investing activities</b>	
Purchase of land	(250,000)
<b>Financing activities</b>	
Payment of dividends	<u>(35,000)</u>
<b>Decrease in cash</b>	<b><u>\$(205,000)</u></b>
<b>Cash, January 1</b>	<b><u>397,000</u></b>
<b>Cash, December 31</b>	<b><u>\$ 192,000</u></b>

Suffice it to say that the underpinnings of the statement cash flows require a fairly complete knowledge of basic accounting. Do not be concerned if you feel like you lack a complete comprehension at this juncture. A future chapter is devoted to the statement.

## 5.6 Articulation

It is important for you to take note of the fact that the income statement, statement of retained earnings, and balance sheet articulate. This means they mesh together in a self-balancing fashion. The income for the period ties into to the statement of retained earnings, and the ending retained earnings ties into the balance sheet. This final tie-in causes the balance sheet to balance. These relationships are illustrated in the following diagram.

QUARTZ CORPORATION Income Statement For the Year Ending December 31, 20X9	QUARTZ CORPORATION Statement of Retained Earnings For the Year Ending December 31, 20X9	QUARTZ CORPORATION Balance Sheet December 31, 20X9
<b>Revenues</b> Services to customers \$750,000 Interest income <u>15,000</u> Total revenues \$765,000 <b>Expenses</b> Salaries \$235,000 Rent 115,000 Other operating expenses <u>300,000</u> Total expenses <u>650,000</u> <b>Net income</b> <u>\$115,000</u>	Retained earnings - January 1, 20X9 \$400,000 Plus: Net income <u>115,000</u> \$515,000 Less: Dividends <u>35,000</u> Retained earnings - December 31, 20X9 <u>\$480,000</u>	<b>Assets</b> Cash \$192,000 Accounts receivable 248,000 Land 450,000 Other assets <u>10,000</u> Total assets <u>\$900,000</u> <b>Liabilities</b> Salaries payable \$ 34,000 Accounts payable <u>166,000</u> Total liabilities \$200,000 <b>Stockholders' equity</b> Capital stock \$220,000 Retained earnings <u>480,000</u> Total stockholders' equity <u>700,000</u> Total liabilities and equity <u>\$900,000</u>

## 5.7 Unlocking the Mystery of Articulation

It seems almost magical that the final tie-in of retained earnings will exactly cause the balance sheet to balance. This is reflective of the brilliance of Pacioli's model, and is indicative of why it has survived for centuries.



**Maastricht University** *Leading in Learning!*

**Join the best at the Maastricht University School of Business and Economics!**

**Top master's programmes**

- 33<sup>rd</sup> place Financial Times worldwide ranking: MSc International Business
- 1<sup>st</sup> place: MSc International Business
- 1<sup>st</sup> place: MSc Financial Economics
- 2<sup>nd</sup> place: MSc Management of Learning
- 2<sup>nd</sup> place: MSc Economics
- 2<sup>nd</sup> place: MSc Econometrics and Operations Research
- 2<sup>nd</sup> place: MSc Global Supply Chain Management and Change

Sources: Keuzegids Master ranking 2013; Elsevier 'Beste Studies' ranking 2012; Financial Times Global Masters in Management ranking 2012

**Visit us and find out why we are the best!**  
**Master's Open Day: 22 February 2014**

**Maastricht University is the best specialist university in the Netherlands (Elsevier)**

**[www.mastersopenday.nl](http://www.mastersopenday.nl)**



# Part 2 Information Processing

Your goals for this “information processing” chapter are to learn about:

- Accounts, debits and credits.
- The journal.
- The general ledger.
- The trial balance.
- Computerized processing systems.
- T-Accounts.

# 6 Accounts, Debits, and Credits

The previous chapter showed how transactions caused financial statement amounts to change. “Before” and “after” examples, etc. was used to develop the illustrations. Imagine if a real business tried to keep up with its affairs this way! Perhaps a giant chalk board could be set up in the accounting department. As transactions occurred, they would be called in to the department and the chalk board would be updated. Chaos would quickly rule. Even if the business could manage to figure out what its financial statements were supposed to contain, it probably could not systematically describe the transactions that produced those results. Obviously, a system is needed.

It is imperative that a business develop a reliable accounting system to capture and summarize its voluminous transaction data. The system must be sufficient to fuel the preparation of the financial statements, and be capable of maintaining retrievable documentation for each and every transaction. In other words, some transaction logging process must be in place. In general terms, an accounting system is a system where transactions and events are reliably processed and summarized into useful financial statements and reports. Whether this system is manual or automated, the heart of the system will contain the basic processing tools: accounts, debits and credits, journals, and the general ledger. This chapter will provide insight into these tools and the general structure of a typical accounting system.

## 6.1 Accounts

The records that are kept for the individual asset, liability, equity, revenue, expense, and dividend components are known as accounts. In other words, a business would maintain an account for cash, another account for inventory, and so forth for every other financial statement element. All accounts, collectively, are said to comprise a firm’s general ledger. In a manual processing system, you could imagine the general ledger as nothing more than a notebook, with a separate page for every account. Thus, you could thumb through the notebook to see the “ins” and “outs” of every account, as well as existing balances. An account could be as simple as the following:

ACCOUNT: Cash					
Date	Description	Increase	Decrease	Balance	
Jan. 1, 20X3	Balance forward			\$	50,000
Jan. 2, 20X3	Collected receivable	\$ 10,000			60,000
Jan. 3, 20X3	Cash sale	5,000			65,000
Jan. 5, 20X3	Paid rent		\$ 7,000		58,000
Jan. 7, 20X3	Paid salary		3,000		55,000
Jan. 8, 20X3	Cash sale	4,000			59,000
Jan. 8, 20X3	Paid bills		2,000		57,000
Jan. 10, 20X3	Paid tax		1,000		56,000
Jan. 12, 20X3	Collected receivable	7,000			63,000

This account reveals that cash has a balance of \$63,000 as of January 12. By examining the account, you can see the various transactions that caused increases and decreases to the \$50,000 beginning of month cash balance. In many respects, this Cash account resembles the “register” you might keep for a wallet style check book. If you were to prepare a balance sheet on January 12, you would include cash for the indicated amount (and, so forth for each of the other accounts comprising the entire financial statements).

## 6.2 Debits and Credits

Without a doubt, you have heard or seen a reference to debits and credits; perhaps you have had someone “credit” your account or maybe you have used a “debit” card to buy something. Debits (abbreviated “dr”) and credits (abbreviated “cr”) are unique accounting tools to describe the change in a particular account that is necessitated by a transaction. In other words, instead of saying that cash is “increased” or “decreased,” we say that cash is “debited” or “credited.” This method is again traced to Pacioli, the Franciscan monk who is given credit for the development of our enduring accounting model. Why add this complexity – why not just use plus and minus like in the previous chapter? You will soon discover that there is an ingenious answer to this question!

Understanding the answer to this question begins by taking note of two very important observations:

- (1) every transaction can be described in debit/credit form
- and
- (2) for every transaction, debits = credits



### 6.3 The Fallacy of “+/-” Nomenclature

The second observation above would not be true for an increase/decrease system. For example, if services are provided to customers for cash, both cash and revenues would increase (a “+/+” outcome). On the other hand, paying an account payable causes a decrease in cash and a decrease in accounts payable (a “-/-” outcome). Finally, some transactions are a mixture of increase/decrease effects; using cash to buy land causes cash to decrease and land to increase (a “-/+” outcome). In the previous chapter, the “+/-” nomenclature was used for the various illustrations.

As you can tell by reviewing the illustration in Part 1, the “+/-” system lacks internal consistency. Therefore, it is easy to get something wrong and be completely unaware that something has gone amiss. On the other hand, the debit/credit system has internal consistency. If one attempts to describe the effects of a transaction in debit/credit form, it will be readily apparent that something is wrong when debits do not equal credits. Even modern computerized systems will challenge or preclude any attempt to enter an “unbalanced” transaction that does not satisfy the condition of debits = credits.



**> Apply now**

REDEFINE YOUR FUTURE  
**AXA GLOBAL GRADUATE  
PROGRAM 2015**

redefining / standards 

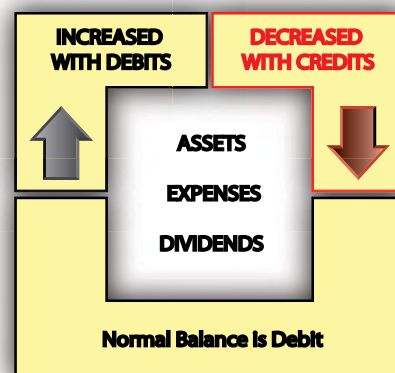
agence edg. © Photonistop

## 6.4 The Debit/Credit Rules

At first, it is natural for the debit/credit rules to seem confusing. However, the debit/credit rules are inherently logical (the logic is discussed at linked material in the online version of the text). But, memorization usually precedes comprehension. So, you are well advised to memorize the “debit/ credit” rules now. If you will thoroughly memorize these rules first, your life will be much easier as you press forward with your studies of accounting.


## 6.5 Assets/Expenses Dividends

As shown at right, these three types of accounts follow the same set of debit/credit rules. Debits increase these accounts and credits decrease these accounts. These accounts normally carry a debit balance. To aid your recall, you might rely on this slightly off-color mnemonic: D-E-A-D = debits increase expenses, assets, and dividends.



## 6.6 Liabilities/Revenues/Equity

These three types of accounts follow rules that are the opposite of those just described. Credits increase liabilities, revenues, and equity, while debits result in decreases. These accounts normally carry a credit balance.



## 6.7 Analysis of Transactions and Events

You now know that transactions and events can be expressed in “debit/credit” terminology. In essence, accountants have their own unique shorthand to portray the financial statement consequence for every recordable event. This means that as transactions occur, it is necessary to perform an analysis to determine (a) what accounts are impacted and (b) how they are impacted (increased or decreased). Then, debits and credits are applied to the accounts, utilizing the rules set forth in the preceding paragraphs.

Usually, a recordable transaction will be evidenced by some “source document” that supports the underlying transaction. A cash disbursement will be supported by the issuance of a check. A sale might be supported by an invoice issued to a customer. Receipts may be retained to show the reason for a particular expenditure. A time report may support payroll costs. A tax statement may document the amount paid for taxes. A cash register tape may show cash sales. A bank deposit slip may show collections of customer receivables. Suffice it to say, there are many potential source documents, and this is just a small sample. Source documents usually serve as the trigger for initiating the recording of a transaction. The source documents are analyzed to determine the nature of a transaction and what accounts are impacted. Source documents should be retained (perhaps in electronic form) as an important part of the records supporting the various debits and credits that are entered into the accounting records. A properly designed accounting system will have controls to make sure that all transactions are fully captured. It would not do for transactions to slip through the cracks and go unrecorded. There are many such safeguards that can be put in place, including use of renumbered documents and regular reconciliations. For example, you likely maintain a checkbook where you record your cash disbursements. Hopefully, you keep up with all of the checks (by check number) and perform a monthly reconciliation to make sure that your checkbook accounting system has correctly reflected all of your disbursements. A business must engage in similar activities to make sure that all transactions and events are recorded correctly. Good controls are essential to business success.

## 6.8 Determining an Account’s Balance

The balance of a specific account can be determined by considering its beginning (of period) balance, and then netting or offsetting all of the additional debits and credits to that account during the period. Earlier, an illustration for a Cash account was presented. That illustration was developed before you were introduced to debits and credits. Now, you know that accounts are more likely maintained by using the debit/credit system. So, the Cash account is repeated below, except that the increase/decrease columns have been replaced with the more traditional debit/credit column leadings. A typical Cash account would look similar to this illustration:

ACCOUNT: Cash					
Date	Description	Debit	Credit	Balance	
Jan. 1, 20X3	Balance forward			\$	50,000
Jan. 2, 20X3	Collected receivable	\$ 10,000			60,000
Jan. 3, 20X3	Cash sale	5,000			65,000
Jan. 5, 20X3	Paid rent		\$ 7,000		58,000
Jan. 7, 20X3	Paid salary		3,000		55,000
Jan. 8, 20X3	Cash sale	4,000			59,000
Jan. 8, 20X3	Paid bills		2,000		57,000
Jan. 10, 20X3	Paid tax		1,000		56,000
Jan. 12, 20X3	Collected receivable	7,000			63,000

## 6.9 A Common Misunderstanding About Credits

Many people wrongly assume that credits always reduce an account balance. However, a quick review of the debit/credit rules reveals that this is not true. Where does this notion come from?

Probably because of the common phrase “we will credit your account.” This wording is often used when you return goods purchased on credit; but, carefully consider that your account (with the store) is on the store’s books as an asset account (specifically, an account receivable from you). Thus, the store is reducing its accounts receivable asset account (with a credit) when it agrees to “credit your account.”

On the other hand, some may assume that a credit always increases an account. This incorrect notion may originate with common banking terminology. Assume that Matthew made a deposit to his account at Monalo Bank. Monalo’s balance sheet would include an obligation (“liability”) to Matthew or the amount of money on deposit. This liability would be credited each time Matthew adds to his account. Thus, Matthew is told that his account is being “credited” when he makes a deposit.

# 7 The Journal

Most everyone is intimidated by new concepts and terminology (like debits, credits, journals, etc.). But, learning can be made quite simple by relating new concepts to preexisting notions that are already well understood. So, think: what do you know about a journal (not an accounting journal, just any journal)? It's just a log book, right? A place where you can record a history of transactions and events – usually in date (chronological) order. But, you knew that.

Likewise, an accounting journal is just a log book that contains a chronological listing of a company's transactions and events. However, rather than including a detailed narrative description of a company's transactions and events, the journal lists the items by a "form of shorthand notation." Specifically, the notation indicates the accounts involved, and whether each is debited or credited. Remember what was said at the beginning of the chapter: "The system must be sufficient to fuel the preparation of the financial statements, and be capable of maintaining retrievable documentation for each and every transaction. In other words, some transaction logging process must be in place." The journal satisfies the need for this logging process!



**BI**

Business

Strategic Marketing Management

International Business

Leadership & Organisational Psychology

Shipping Management

Financial Economics

**BI NORWEGIAN BUSINESS SCHOOL**

EFMD  
**EQUIS**  
ACCREDITED

## Empowering People. Improving Business.

BI Norwegian Business School is one of Europe's largest business schools welcoming more than 20,000 students. Our programmes provide a stimulating and multi-cultural learning environment with an international outlook ultimately providing students with professional skills to meet the increasing needs of businesses.

BI offers four different two-year, full-time Master of Science (MSc) programmes that are taught entirely in English and have been designed to provide professional skills to meet the increasing need of businesses. The MSc programmes provide a stimulating and multi-cultural learning environment to give you the best platform to launch into your career.

- MSc in Business
- MSc in Financial Economics
- MSc in Strategic Marketing Management
- MSc in Leadership and Organisational Psychology

[www.bi.edu/master](http://www.bi.edu/master)





The general journal is sometimes called the book of original entry. This means that source documents are reviewed and interpreted as to the accounts involved. Then, they are documented in the journal via their debit/credit format. As such the general journal becomes a log book of the recordable transactions and events. The journal is not sufficient, by itself, to prepare financial statements. That objective is fulfilled by subsequent steps. But, maintaining the journal is the point of beginning toward that end objective.

## 7.1 Illustrating the Accounting Journal

The following illustration draws upon the facts for the Xao Corporation. Specifically it shows the journalizing process for Xao's transactions. You should review it carefully, specifically noting that it is in chronological order with each transaction of the business being reduced to the short-hand description of its debit/credit effects. You will also note that each transaction is followed by a brief narrative description; this is a good practice to provide further documentation. For each transaction, it is customary to list "debits" first (flush left), then the credits (indented right). Finally, notice that a transaction may involve more than two accounts (as in the January 28 transaction below); the corresponding journal entry for these complex transactions is called a "compound" entry.

As you review the general journal for Xao, note that it is only two pages long. An actual journal for a business might consume hundreds and thousands of pages to document its many transactions. As a result, some businesses may maintain the journal in electronic form only.

## 7.2 Special Journals

First, the illustrated journal was referred to as a "general" journal. All transactions and events can be recorded in the general journal. However, a business may sometimes use "special journals." Special journals are totally optional; they are typically employed when there are many redundant transactions. Thus, a company could have special journals for each of the following: cash receipts, cash payments, sales, purchases, and/or payroll. These special journals do not replace the general journal. Instead, they just strip out recurring type transactions and place them in their own separate journal. The transaction descriptions associated with each transaction found in the general journal are not normally needed in a special journal, given that each transaction is redundant in nature. Without special journals, you can well imagine how voluminous a general journal could become. But, for learning purposes, let's just rely on the general journal to accomplish our goals.

GENERAL JOURNAL				Page 1
Date	Accounts		Debits	Credits
1-1-X3	Cash		25,000	
	Capital Stock			25,000
	<i>Issued stock to shareholders, in exchange for cash</i>			
1-4-X3	Advertising Expense		2,000	
	Cash			2,000
	<i>Paid advertising expense for initial advertising programs</i>			
1-8-X3	Cash		4,000	
	Service Revenue			4,000
	<i>Provided services to customers for cash</i>			

GENERAL JOURNAL				Page 2
Date	Accounts		Debits	Credits
1-15-X3	Utilities Expense		1,000	
	Accounts Payable			1,000
	<i>Received bill for utility costs incurred</i>			
1-17-X3	Accounts Receivable		8,000	
	Service Revenue			8,000
	<i>Provided services to customers on account</i>			
1-18-X3	Accounts Payable		500	
	Cash			500
	<i>Paid half of the amount due on the utility bill received on January 15</i>			
1-25-X3	Cash		4,800	
	Accounts Receivable			4,800
	<i>Received 60% of the amount due on the receivable that was established on January 17</i>			
1-28-X3	Land		15,000	
	Cash			5,000
	Notes Payable			10,000
	<i>Purchased land by giving \$5,000 cash, and promising to pay the remainder in 90 days</i>			

### 7.3 Page Numbering

Second, notice that the illustrated journal consisted of two pages (labeled page 1 and page 2). Although the journal is chronological, it is helpful to have the page number indexing for transaction cross referencing and working backward from financial statement amounts to individual transactions.

### 7.4 But, What are the Account Balances?

The general journal is a great tool to capture transaction and event details, but it certainly does nothing to tell a company about the balance in each specific account. For instance, how much cash does Xao Corporation have at the end of January? One could go through the journal and net the debits and credits to Cash ( $\$25,000 - \$2,000 + \$4,000 - \$500 + \$4,800 - \$5,000 = \$26,300$ ). But, this is tedious and highly susceptible to error. It would become virtually impossible if the journal were hundreds of pages long. A better way is needed. This is where the general ledger comes into play.

# 8 The General Ledger

As you just saw, the general journal is, in essence, a notebook that contains page after page of detailed accounting transactions. In contrast, the general ledger is, in essence, another notebook that contains a page for each and every account in use by a company. The ledger account for Xao would include the Cash page as illustrated below:

ACCOUNT: Cash					
Date	Description	Debit	Credit	Balance	
Jan. 1, 20X3	Balance forward			\$ -	
Jan. 1, 20X3	Journal page 1	\$ 25,000		25,000	
Jan. 4, 20X3	Journal page 1		\$ 2,000	23,000	
Jan. 8, 20X3	Journal page 1	4,000		27,000	
Jan. 18, 20X3	Journal page 2		500	26,500	
Jan. 25, 20X3	Journal page 2	4,800		31,300	
Jan. 28, 20X3	Journal page 2		5,000	26,300	

Xao's transactions utilized all of the following accounts:

- Cash
- Accounts Receivable
- Land
- Accounts Payable
- Notes Payable
- Capital Stock
- Service Revenue
- Advertising Expense
- Utilities Expense

Therefore, Xao Corporation's general ledger will include a separate page for each of these nine accounts.

## 8.1 Posting

Before diving into the details of each account, let's consider what we are about to do. We are going to determine the balance of each specific account by posting. To do this, we will copy ("post") the entries listed in the journal into their respective ledger accounts.

In other words, the debits and credits in the journal will be accumulated (“transferred”/ “sorted”) into the appropriate debit and credit columns of each ledger page. Following is an illustration of the posting process.

Notice that arrows are drawn to show how the first journal entry is posted. A similar process would occur for each of the other accounts.

In reviewing the ledger accounts at right, notice that the “description” column includes a cross-reference back to the journal page in which the transaction was initially recorded. This reduces the amount of detailed information that must be recorded in the ledger, and provides an audit trail back to the original transaction in the journal.

## Need help with your dissertation?

Get in-depth feedback & advice from experts in your topic area. Find out what you can do to improve the quality of your dissertation!

Get Help Now



Go to [www.helpmyassignment.co.uk](http://www.helpmyassignment.co.uk) for more info



**Helpmyassignment**





ACCOUNT: Cash				
Date	Description	Debit	Credit	Balance
Jan. 1, 20X3	Balance forward			\$ -
Jan. 1, 20X3	Journal page 1	\$ 25,000		25,000
Jan. 4, 20X3	Journal page 1		\$ 2,000	23,000
Jan. 8, 20X3	Journal page 1	4,000		27,000
Jan. 18, 20X3	Journal page 2		500	26,500
Jan. 25, 20X3	Journal page 2	4,800		31,300
Jan. 28, 20X3	Journal page 2		5,000	26,300

ACCOUNT: Accounts Receivable				
Date	Description	Debit	Credit	Balance
Jan. 1, 20X3	Balance forward			\$ -
Jan. 17, 20X3	Journal page 2	\$ 8,000		8,000
Jan. 25, 20X3	Journal page 2		\$ 4,800	3,200

ACCOUNT: Land				
Date	Description	Debit	Credit	Balance
Jan. 1, 20X3	Balance forward			\$ -
Jan. 28, 20X3	Journal page 2	\$ 15,000		15,000

ACCOUNT: Accounts Payable				
Date	Description	Debit	Credit	Balance
Jan. 1, 20X3	Balance forward			\$ -
Jan. 15, 20X3	Journal page 2		\$ 1,000	1,000
Jan. 18, 20X3	Journal page 2	\$ 500		500

ACCOUNT: Notes Payable				
Date	Description	Debit	Credit	Balance
Jan. 1, 20X3	Balance forward			\$ -
Jan. 28, 20X3	Journal page 2		\$ 10,000	10,000

ACCOUNT: Capital Stock				
Date	Description	Debit	Credit	Balance
Jan. 1, 20X3	Balance forward			\$ -
Jan. 1, 20X3	Journal page 1		\$ 25,000	25,000

ACCOUNT: Service Revenue				
Date	Description	Debit	Credit	Balance
Jan. 1, 20X3	Balance forward			\$ -
Jan. 8, 20X3	Journal page 1		\$ 4,000	4,000
Jan. 17, 20X3	Journal page 2		8,000	12,000

ACCOUNT: Advertising Expense				
Date	Description	Debit	Credit	Balance
Jan. 1, 20X3	Balance forward			\$ -
Jan. 4, 20X3	Journal page 1	\$ 2,000		2,000

ACCOUNT: Utilities Expense				
Date	Description	Debit	Credit	Balance
Jan. 1, 20X3	Balance forward			\$ -
Jan. 15, 20X3	Journal page 2	\$ 1,000		1,000

GENERAL JOURNAL				Page 1
Date	Accounts		Debits	Credits
1-1-X3	Cash	✓	25,000	
	Capital Stock	✓		25,000
	<i>Issued stock to shareholders, in exchange for cash</i>			
1-4-X3	Advertising Expense	✓	2,000	
	Cash	✓		2,000
	<i>Paid advertising expense for initial advertising programs</i>			
1-8-X3	Cash	✓	4,000	
	Service Revenue	✓		4,000
	<i>Provided services to customers for cash</i>			

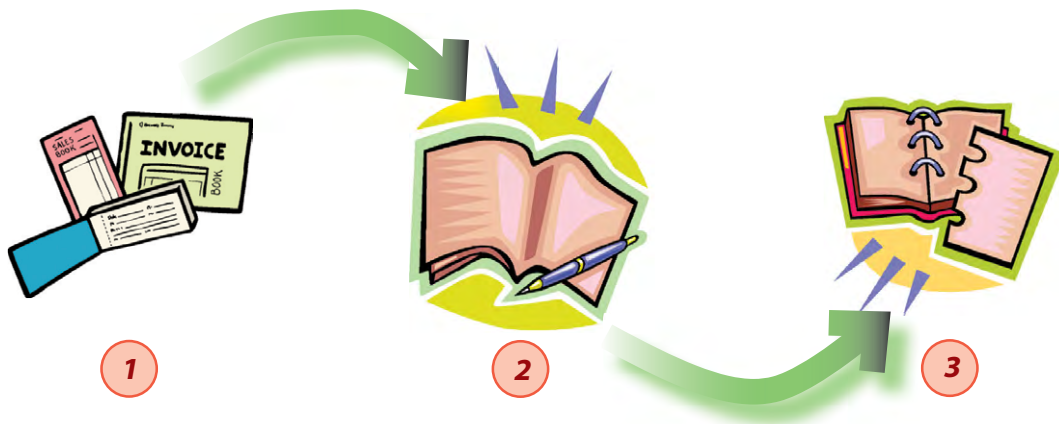
GENERAL JOURNAL				Page 2
Date	Accounts		Debits	Credits
1-15-X3	Utility Expense	✓	1,000	
	Accounts Payable	✓		1,000
	<i>Received bill for utility costs incurred</i>			
1-17-X3	Accounts Receivable	✓	8,000	
	Service Revenue	✓		8,000
	<i>Provided services to customers on account</i>			
1-18-X3	Accounts Payable	✓	500	
	Cash	✓		500
	<i>Paid half of the amount due on the utility bill received on January 15</i>			
1-25-X3	Cash	✓	4,800	
	Accounts Receivable	✓		4,800
	<i>Received 60% of the amount due on the receivable that was established on January 17</i>			
1-28-X3	Land	✓	15,000	
	Cash	✓		5,000
	Notes Payable	✓		10,000
	<i>Purchased land by giving \$5,000 cash, and promising to pay the remainder in 90 days</i>			

The Check Marks (✓) in the journal indicate that a particular transaction has been posted to the ledger. Without these marks (in a manual system), it would be very easy to fail to post a transaction, or even post the same transaction twice.

## 8.2 To Review

Thus far you should have grasped the following accounting “steps”:

- STEP 1: Each transaction is analyzed to determine the accounts involved
- STEP 2: A journal entry is entered into the general journal for each transaction
- STEP 3: Periodically, the journal entries are posted to the appropriate general ledger page



# Brain power

By 2020, wind could provide one-tenth of our planet's electricity needs. Already today, SKF's innovative know-how is crucial to running a large proportion of the world's wind turbines.

Up to 25 % of the generating costs relate to maintenance. These can be reduced dramatically thanks to our systems for on-line condition monitoring and automatic lubrication. We help make it more economical to create cleaner, cheaper energy out of thin air.

By sharing our experience, expertise, and creativity, industries can boost performance beyond expectations. Therefore we need the best employees who can meet this challenge!

The Power of Knowledge Engineering

Plug into The Power of Knowledge Engineering.  
Visit us at [www.skf.com/knowledge](http://www.skf.com/knowledge)

The advertisement features a woman smiling in the foreground, with a wind turbine in the background. The SKF logo is in the bottom right corner.



## 9 The Trial Balance

After all transactions have been posted from the journal to the ledger, it is a good practice to prepare a trial balance. A trial balance is simply a listing of the ledger accounts along with their respective debit or credit balances. The trial balance is not a formal financial statement, but rather a self-check to determine that debits equal credits. Following is the trial balance prepared from the general ledger of Xao Corporation.

XAO CORPORATION Trial Balance January 31, 20X3		
	Debits	Credits
Cash	\$26,300	
Accounts receivable	3,200	
Land	15,000	
Accounts payable		\$ 500
Notes payable		10,000
Capital stock		25,000
Service revenues		12,000
Advertising expense	2,000	
Utilities expense	1,000	
	<u>\$47,500</u>	<u>\$47,500</u>

### 9.1 Debits Equal Credits

Since each transaction was journalized in a way that insured that debits equaled credits, one would expect that this equality would be maintained throughout the ledger and trial balance. If the trial balance fails to balance, an error has occurred and must be located. It is much better to be careful as you go, rather than having to go back and locate an error after the fact. You should also be aware that a “balanced” trial balance is no guarantee of correctness. For example, failing to record a transaction, recording the same transaction twice, or posting an amount to the wrong account would produce a balanced (but incorrect) trial balance.

## 9.2 Financial Statements From the Trial Balance

In the next chapter you will learn about additional adjustments that may be needed to prepare a truly correct and up-to-date set of financial statements. But, for now, you can probably see that a tentative set of financial statements could be prepared based on the trial balance. The basic process is to transfer amounts from the general ledger to the trial balance, then into the financial statements:



In reviewing the following financial statements for Xao, notice that blue italics were used to draw attention to the items taken directly from the trial balance above. The other line items and amounts simply relate to totals and derived amounts within the statements. These statements would appear as follows:

XAO CORPORATION Income Statement For the Year Ending January 31, 20X3	
<b>Revenues</b>	
<i>Services to customers</i>	\$12,000
<b>Expenses</b>	
<i>Advertising</i>	\$2,000
<i>Utilities</i>	<u>1,000</u>
	3,000
<b>Net income</b>	<u>\$9,000</u>

XAO CORPORATION Statement of Retained Earnings For the Year Ending January 31, 20X3	
Retained earnings - January 1, 20X3	\$ -
Plus: Net income	<u>9,000</u>
	\$9,000
Less: Dividends	-
Retained earnings - January 31, 20X3	<u>\$9,000</u>

XAO CORPORATION Balance Sheet January 31, 20X3	
<b>Assets</b>	
<i>Cash</i>	\$26,300
<i>Accounts receivable</i>	3,200
<i>Land</i>	<u>15,000</u>
Total assets	<u>\$44,500</u>
<b>Liabilities</b>	
<i>Accounts payable</i>	\$ 500
<i>Notes payable</i>	<u>10,000</u>
Total liabilities	\$10,500
<b>Stockholders' equity</b>	
<i>Capital stock</i>	\$25,000
Retained earnings	<u>9,000</u>
Total stockholders' equity	<u>34,000</u>
Total liabilities and equity	<u>\$44,500</u>



# 10 Computerized Processing Systems

You probably noticed that much of the material in this chapter involves rather mundane processing. Once the initial journal entry is prepared, the data are merely being manipulated to produce the ledger, trial balance, and financial statements. No wonder, then, that some of the first business applications that were computerized many years ago related to transaction processing. In short, the only “analytics” relate to the initial transaction recordation. All of the subsequent steps are merely mechanical, and are aptly suited to computerization.

Many companies produce accounting software. These packages range from the simple to the complex. Some basic products for a small business may be purchased for under \$100. In large organizations, millions may be spent hiring consultants to install large enterprise-wide packages. Recently, some software companies have even offered accounting systems maintained on their own network, with the customers utilizing the internet to enter data and produce their reports.



"I studied English for 16 years but...  
...I finally learned to speak it in just six lessons"

Jane, Chinese architect

ENGLISH OUT THERE

Click to hear me talking before and after my unique course download



## 10.1 What do they Look Like

As you might expect, the look, feel, and function of software-based packages varies significantly. Each company's product must be studied to understand its unique attributes. But, in general, accounting software packages:

- Attempt to simplify and automate data entry (e.g., a point-of-sale terminal may actually become a data entry device so that sales are automatically “booked” into the accounting system as they occur).
- Frequently divide the accounting process into modules related to functional areas such as sales/collection, purchasing/payment, and others.
- Attempt to be “user-friendly” by providing data entry blanks that are easily understood in relation to the underlying transactions.
- Attempt to minimize key-strokes by using “pick lists,” automatic call-up functions, and auto complete type technology.
- Are built on data-base logic, allowing transaction data to be sorted and processed based on any query structure (e.g., produce an income statement for July, provide a listing of sales to Customer Smith, etc.)
- Provide up-to-date data that may be accessed by key business decision makers.
- Are capable of producing numerous specialized reports in addition to the key financial statements.

Following is a very typical data entry screen. It should look quite familiar. After the data are input, The subsequent processing (posting, etc.) is totally automated.

		Debits	Credits
502	Utilities Expense	\$1,000.00	
201	Accounts Payable		\$1,000.00
		\$1,000.00	\$1,000.00

Record entry #756

Entry in balance ✓

Despite each product's own look and feel, the persons primarily responsible for the maintenance and operation of the accounting function must still understand accounting basics such as those introduced in this chapter: accounts, debits and credits, journal entries, etc. Without that intrinsic knowledge, the data input decisions will quickly go astray, and the output of the computerized accounting system will become hopelessly trashed. So, while it is safe to assume that you will probably be working in a computerized accounting environment, it is equally true to say that you should first come to understand the basic processing described in this and subsequent chapters. These principles will clearly guide you toward successful implementation and use of most any computerized accounting product, and the reports they produce.



What do you want to do?

No matter what you want out of your future career, an employer with a broad range of operations in a load of countries will always be the ticket. Working within the Volvo Group means more than 100,000 friends and colleagues in more than 185 countries all over the world. We offer graduates great career opportunities – check out the Career section at our web site [www.volvogroup.com](http://www.volvogroup.com). We look forward to getting to know you!

**VOLVO**  
AB Volvo (publ)  
[www.volvogroup.com](http://www.volvogroup.com)

VOLVO TRUCKS | RENAULT TRUCKS | MACK TRUCKS | VOLVO BUSES | VOLVO CONSTRUCTION EQUIPMENT | VOLVO PENTA | VOLVO AERO | VOLVO IT  
VOLVO FINANCIAL SERVICES | VOLVO 3P | VOLVO POWERTRAIN | VOLVO PARTS | VOLVO TECHNOLOGY | VOLVO LOGISTICS | BUSINESS AREA ASIA



# 11 T-accounts

A useful tool for demonstrating certain transactions and events is the “t-account.” Importantly, one would not use t-accounts for actually maintaining the accounts of a business. Instead, they are just a quick and simple way to figure out how a small number of transactions and events will impact a company. T-accounts would quickly become unwieldy in an enlarged business setting. In essence, t-accounts are just a “scratch pad” for account analysis. They are useful communication devices to discuss, illustrate, and think about the impact of transactions. The physical shape of a t-account is a “T,” and debits are on the left and credits on the right. The “balance” is the amount by which debits exceed credits (or vice versa). Below is the t-account for Cash for the transactions and events of Xao Corporation. Carefully compare this t-account to the actual running balance ledger account which is also shown (notice that the debits in black total to \$33,800, the credits in red total to \$7,500, and the excess of debits over credits is \$26,300 – which is the resulting account balance shown in blue).

CASH		ACCOUNT: Cash				
		Date	Description	Debit	Credit	Balance
25,000*	2,000	Jan. 1, 20X3	Balance forward			\$ -
4,000	500	Jan. 1, 20X3	Journal page 1	\$ 25,000		25,000
4,800	5,000	Jan. 4, 20X3	Journal page 1		\$ 2,000	23,000
33,800	7,500	Jan. 8, 20X3	Journal page 1	4,000		27,000
26,300		Jan. 18, 20X3	Journal page 2		500	26,500
		Jan. 25, 20X3	Journal page 2	4,800		31,300
		Jan. 28, 20X3	Journal page 2		5,000	26,300

## 11.1 Comprehensive T-Accounting Illustration

The following diagram illustrating the flow of transactions from a general journal to a set of t-accounts may look rather “busy” but it is actually quite simple. The debits/credits for each entry can be traced to the corresponding accounts. Once all of entries are transferred, the resulting balances for each account can be carried forward to form the trial balance.

GENERAL JOURNAL				Page 1
Date	Accounts	Debits	Credits	
1-1-X3	Cash	25,000		
	Capital Stock		25,000	
	Issued stock to shareholders, in exchange for cash			
1-4-X3	Advertising Expense	2,000		
	Cash		2,000	
	Paid advertising expense for initial advertising programs			
1-8-X3	Cash	4,000		
	Service Revenue		4,000	
	Provided services to customers for cash			

GENERAL JOURNAL				Page 2
Date	Accounts	Debits	Credits	
1-15-X3	Utilities Expense	1,000		
	Accounts Payable		1,000	
	Received bill for utility costs incurred			
1-17-X3	Accounts Receivable	8,000		
	Service Revenue		8,000	
	Provided services to customers on account			
1-18-X3	Accounts Payable	500		
	Cash		500	
	Paid half of the amount due on the utility bill received on January 15			
1-25-X3	Cash	4,800		
	Accounts Receivable		4,800	
	Received 60% of the amount due on the receivable that was established on January 17			
1-28-X3	Land	15,000		
	Cash		5,000	
	Notes Payable		10,000	
	Purchased land by giving \$5,000 cash, and promising to pay the remainder in 90 days			

CASH	
25,000	2,000
4,000	500
<u>4,800</u>	<u>5,000</u>
33,800	7,500
26,300	

LAND	
15,000	
15,000	

ACCOUNTS RECEIVABLE	
8,000	4,800
3,200	

ACCOUNTS PAYABLE	
500	1,000
	500

NOTES PAYABLE	
	10,000
	10,000

CAPITAL STOCK	
	25,000
	25,000

SERVICE REVENUE	
	4,000
	<u>8,000</u>
	12,000
	12,000

ADVERTISING EXPENSE	
2,000	
2,000	

UTILITIES EXPENSE	
1,000	
1,000	

XAO CORPORATION		
Trial Balance		
January 31, 20X3		
	Debits	Credits
Cash	\$26,300	
Accounts receivable	3,200	
Land	15,000	
Accounts payable		\$ 500
Notes payable		10,000
Capital stock		25,000
Service revenues		12,000
Advertising expense	2,000	
Utilities expense	<u>1,000</u>	
	<u>\$47,500</u>	<u>\$47,500</u>

## 11.2 Chart of Account

A listing of all accounts in use by a particular company is called the chart of accounts. Individual accounts are often given a specific reference number. The numbering scheme helps keep up with the accounts in use, and helps in the classification of accounts. For example, all assets may begin with “1” (e.g., 101 for Cash, 102 for Accounts Receivable, etc.), liabilities with “2,” and so forth. A simple chart of accounts for Xao Corporation might appear as follows:

- No. 101: Cash
- No. 102: Accounts Receivable
- No. 103: Land
- No. 201: Accounts Payable
- No. 202: Notes Payable
- No. 301: Capital Stock
- No. 401: Service Revenue
- No. 501: Advertising Expense
- No. 502: Utilities Expense

The assignment of a numerical account number to each account assists in data management, in much the same way as zip codes help move mail more efficiently. Many computerized systems allow rapid entry of accounts by reference number rather than by entering a full account description.

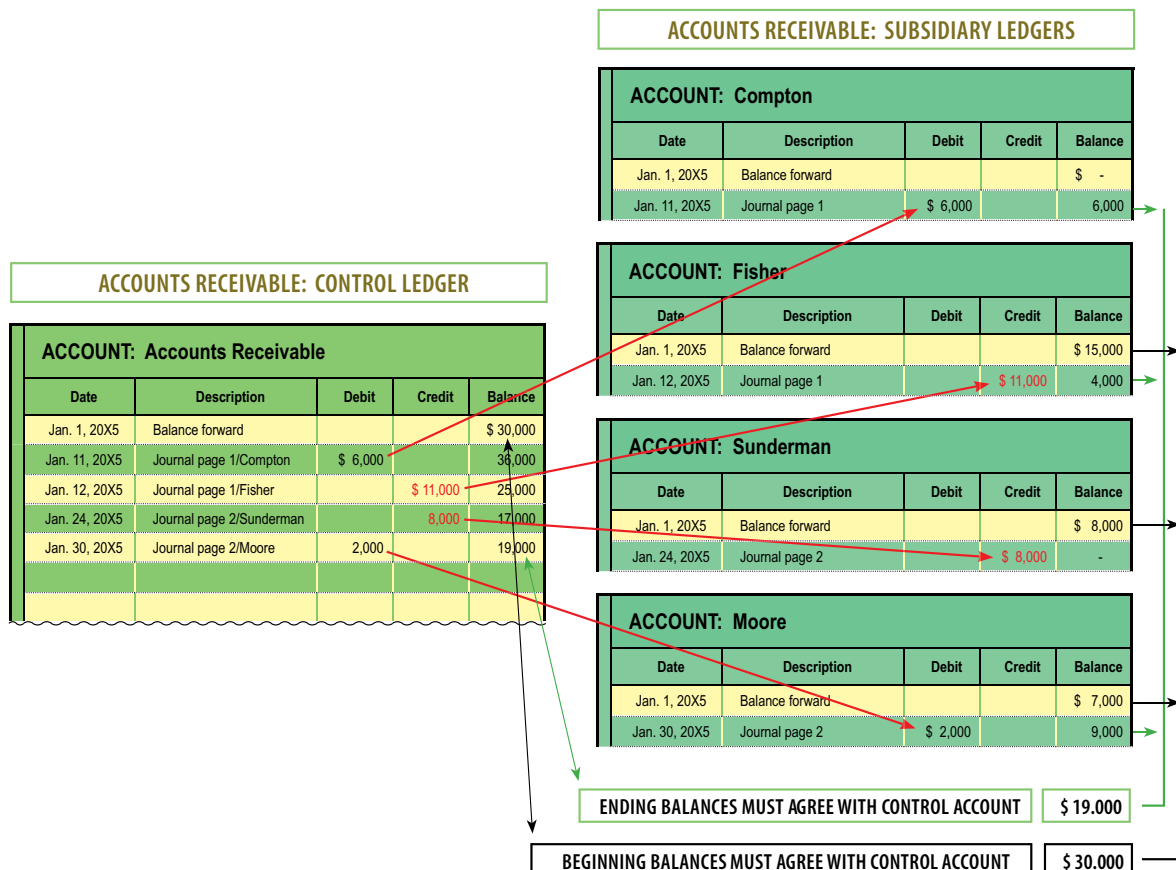
The advertisement for GaiTEYE features a background image of a person running on a path during a sunrise or sunset. The GaiTEYE logo, consisting of a yellow square icon and the brand name, is positioned in the upper left. Below the logo is the tagline 'Challenge the way we run'. The central text reads 'EXPERIENCE THE POWER OF FULL ENGAGEMENT...' followed by a horizontal line of yellow dots. Below this, the text 'RUN FASTER. RUN LONGER.. RUN EASIER...' is displayed. In the bottom right corner, there is a yellow button with the text 'READ MORE & PRE-ORDER TODAY' and the website 'WWW.GAITEYE.COM', accompanied by a hand cursor icon pointing at it.





### 11.3 Control and Subsidiary Accounts

Some general ledger accounts are made of many sub-components. For instance, a company may have total accounts receivable of \$19,000, consisting of amounts due from Compton, Fisher, and Moore. The accounting system must be sufficient to reveal the total receivables, as well as amounts due from each customer. Therefore, sub-accounts are used. For instance, in addition to the regular general ledger account, separate auxiliary receivable accounts would be maintained for each customer, as shown in the following illustration:



The total receivables are the sum of all the individual receivable amounts. Thus, the Accounts Receivable general ledger account total is said to be the “control account” or control ledger, as it represents the total of all individual “subsidiary account” balances.

The company’s chart of accounts will likely be based upon some convention such that each subsidiary account is a sequence number within the broader chart of accounts. For instance, if Accounts Receivable bears the account number 102, you would expect to find that individual customers might be numbered as 102.001, 102.002, 102.003, etc. It is simply imperative that a company be able to reconcile subsidiary accounts to the broader control account that is found in the general ledger. Here, computers can be particularly helpful in maintaining the detailed and aggregated data in perfect harmony.