


Laccases and their applications

Pratima Bajpai, PhD



PRATIMA BAJPAI, PHD

LACCASES AND THEIR APPLICATIONS

Laccases and their applications

1st edition

© 2017 Pratima Bajpai, PhD & bookboon.com

ISBN 978-87-403-1793-0

Peer review by Pramod K. Bajpai, Ph.D.


CONTENTS

	Preface	6
	List of Figures	7
	List of Tables	8
1	General Background and Introduction	9
1.1	Occurrence and properties	9
1.2	References	11
2	Laccases: Sources	16
2.1	Fungal sources	16
2.2	Bacterial sources	16
2.3	Plant sources	17
2.4	Insect sources	18
2.5	References	18

Free eBook on Learning & Development

By the Chief Learning Officer of McKinsey

[Download Now](#)



3	Laccases: Properties	30
3.1	Structural and Catalytic Properties	30
3.2	References	35
4	Laccases: Production	39
4.1	Production Methods	39
4.2	Substrates for Laccase Production	44
4.3	Effect of Carbon Sources on Laccase Production	45
4.4	Effect of Nitrogen Sources on Laccase Production	46
4.5	Effect of pH on Laccase Production	46
4.6	Effect of Temperature on Laccase Production	46
4.7	Effect of Inducers on Laccase Production	47
4.8	References	48
5	Mechanism of Action of Laccases	59
5.1	References	62
6	Laccases: Applications	68
6.1	Forest Industry	69
6.2	Textile Industry	96
6.3	Food Industry	98
6.4	Personal Care and Medical Applications	102
6.5	Bioremediation	104
6.6	Organic Synthesis	107
6.7	Biofuels	110
6.8	Nanobiotechnology	112
6.9	Paints	114
6.10	References	115
7	Future Perspectives	163
7.1	References	166

PREFACE

The demand of laccase enzymes in industry and biotechnology is ever increasing due to their use in a variety of processes. These enzymes have potential applications in a large number of fields, including pulp and paper, textile, cosmetics, pharmaceutical sectors, chemicals, food & fuel and many more. Also, these enzymes are directly involved in the degradation of many xenobiotic compounds and dyes, soil bioremediation, removal of toxic pollutants such as herbicides, pesticides, dye degradation and removal of endocrine disruptors. Their capacities to remove xenobiotic compounds and produce polymeric products make them very useful for bioremediation application. Laccases are the main ligninolytic enzymes belonging to the blue multi-copper oxidases group which participate in the ring cleavage of certain complex aromatic compounds, degradation of polymers and crosslinking of monomers. These enzymes are produced from bacteria, fungi and plants and have been mostly characterized in fungi than in higher plants. These enzymes have been also utilized in the manufacture of anti-cancer drugs. Recently, laccases have also been applied to nanobiotechnology. Laccase technology has been applied to almost the whole production chain of paper products starting from pulping to recovery of secondary fibers and also effluent treatment. Emerging research areas include the use of laccase for adhesion enhancement in binderless wood boards and the tailoring of lignocellulosic materials by laccase-assisted biografting of phenols and other compounds. This e-book covers the occurrence, mode of action, production and cultivation techniques, immobilization as well as potential applications of laccases in different industries and their potential application in the nanobiotechnology area.

Pratima Bajpai

Pulp and Paper Consultant

Kanpur, India

LIST OF FIGURES

Figure 5.1: Laccase redox mechanism

Figure 5.2: Oxidation of phenolic subunits of lignin by laccase

Figure 5.3: Oxidation of nonphenolic lignin model compounds by a laccase mediator system

Figure 5.4: Oxidation mechanisms followed by ABTS radicals (electron transfer route) and HBT radicals

(hydrogen atom transfer route) in laccase mediator system for oxidation of non-phenolic substrates

Figure 5.5: Chemical structures of some mediators

Figure 6.1: Chemical structures of most effective mediators

Figure 6.2: Chemical structures of natural mediators for laccases

Figure 6.3: Effect of laccase treatment on removal of extractives from mechanical pulp

Figure 6.4: Laccase-assisted functionalization of spruce chips used for manufacturing particleboard with 4-hydroxy-3-methoxybenzylurea and cross-linking of functionalized lignin and UF-resin in particleboards

LIST OF TABLES

Table 1.1: Role of laccases

Table 2.1: Laccases from different fungal sources

Table 2.2: Laccases from different bacterial sources

Table 4.1: Substrates used for laccase production

Table 6.1: Applications of laccases

Table 6.2: Few commercially available laccases

Table 6.3: Application of laccases in forest industry

Table 6.4: Advantages of biopulping

Table 6.5: Results from the pilot plant trial with laccase-mediator system

Table 6.6: Effect of laccase-mediator system on ECF bleaching

Table 6.7: Examples of prominent types of lipophilic wood extractives causing pitch problems

Table 6.8: Benefits of using recycled fiber

Table 6.9: Negative effects of DCS substances

Table 6.10: Examples of low-molecular weight compounds biografted to lignocellulosic materials with laccase

Table 6.11: Uses of laccases in food industry

1 GENERAL BACKGROUND AND INTRODUCTION

The demand for laccase enzymes has increased in the recent years due to their potential applications in the diverse biotechnological areas (Madhavi and Lele, 2009; Kunamneni et al., 2008). Laccases have a broad range of specificity, and is highly versatile in nature. A laccase is an isozyme predominantly present in the microbial community, which is encoded by different genes and expressed in different organelles. It can be readily detected by gel electrophoresis.

Laccase is one of a few enzymes that have been studied since the nineteenth century. Laccase was first reported in 1883 by Yoshida from the exudates of the Japanese lacquer tree *Rhus vernicifera*.

1.1 OCCURRENCE AND PROPERTIES

Laccases are ubiquitous in nature. They have been reported in different molecular forms, i.e., ICC 1, ICC 2, ICC 3 and ICC 4, which are obtained from *Pleurotus ostreatus* (Mansur et al., 2003). Laccases are polyphenol oxidases that catalyze the oxidation of several aromatic compounds, especially those with electron-donating groups, for example phenols and anilines using molecular oxygen as an electron acceptor (Gianfreda et al., 1999).

Laccases (benzenediol: oxygen oxidoreductase, EC 1.10.3.2) are multi copper oxidases capable of catalyzing the oxidation of a wide range of phenolic and non-phenolic aromatic compounds.

Biochemically laccases are monomeric, dimeric or tetrameric glycoproteins. They have four copper atoms and three types of copper (Thurston 1994):

Type 1 copper is responsible for the oxidation of the substrate and also for the blue color of the enzyme, having strong electronic absorbance around 610 nm and detectable electro-paramagnetic resonance (EPR). Type 1 copper displays an EPR spectrum characterized by very narrow hyperfine splitting in the direction parallel to the magnetic field.

Type 2 copper is colorless. It is also detectable by EPR. Type 2 copper has EPR parameters more typical of regular copper complexes

Type 3 copper gives a weak absorbance near the UV spectrum (330 nm) but it is not detectable by EPR. Type 3 copper is almost certainly an antiferromagnetic pair of Cu(II) ions not detectable by EPR at any temperature between that of liquid helium and ambient. Leontievsky et al. (1997) have reported that the Type 2 and Type 3 copper sites are close together and form a trinuclear centre in which binding dioxygen and four-electron reduction to water occur.

Laccases are widely distributed among plants, bacteria and fungi – in different genera of ascomycetes, some deuteromycetes, and mainly in basidiomycetes.

Laccases have the ability to oxidize phenolic and non-phenolic substrates. These enzymes use molecular oxygen to oxidize a variety of aromatic and non-aromatic hydrogen donors via a mechanism involving radicals. These radicals are able to undergo further laccase catalyzed reactions and/or non-enzymatic reactions, such as polymerization and hydrogen abstraction.

Phenolic substrate oxidation by laccases results in the formation of an aryloxy radical which is an active species. This is converted to a quinone in the second stage of the oxidation. The typical substrates of laccases are diphenol oxidases. Monophenols, e.g. guaiacol, sinapic acid can also oxidize, aminophenols, polyamines, lignin, aryl diamines, and inorganic ions, and they may reduce the toxicity of some polycyclic hydrocarbons (Baldrian, 2006). However, 2,2-azino-bis (3-ethylbenzothiazoline-6-sulphonic acid) or ABTS, the substrate which is most commonly used, does not produce quinone and is not pH dependent. So, it is used to calculate the international unit of laccase activity. Laccases play diverse roles in nature (Table 1.1).

Structurally, laccases contain 15–30% carbohydrate and have molecular weight of 60–90 kDa with acidic isoelectric points around pH 4.0, which shows high enzymatic stability (Baldrian, 2006; Duran et al., 2002). Laccases are able to oxidize a wide range of molecules, and nearly 100 different types of compounds have been identified as substrates, which vary from one laccase to another.

Laccase is widely distributed in higher plants and fungi and has been found also in insects and bacteria (Piontek et al., 2002; Xu, 1996; Xu et al., 1996; Sakurai, 1992; Messerschmidt and Huber, 1990). In plants, they are involved in the synthesis of lignin and in the wounding response. Belouqui et al. (2006) reported a novel polyphenol oxidase with laccase like activity from a metagenome expression library from bovine rumen microflora.

Lignin, which provides the structural component of the plant cell wall, is a complex and heterogeneous biopolymer that consists of phenyl propanoid units linked by various non-hydrolyzable C-C and C-O bonds (Gellerstedt and Northy 1989). For several years, it was thought that only the ligninolytic system of some white-rot fungi capable of degrading this recalcitrant polymer to a major extent involved lignin peroxidase and manganese peroxidase enzymes (Evans, 1985). Although the latter can only oxidize the phenolic components of lignin, lignin peroxidase, which has a high redox potential, is also capable of breaking the non-phenolic aromatic part. The major limitation of all heme containing peroxidases is their low operational stability, mostly due to their rapid deactivation by hydrogen peroxide. Also, the dependence of Mn^{2+} (for the manganese peroxidase) or veratryl alcohol (for the lignin peroxidase) has further shortcomings for their practical use. On the other hand, laccase alone is not capable of cleaving the non-phenolic bonds of lignin, and it was not considered an important component of the ligninolytic system, in spite of the secretion of large quantities of laccase by these fungi under ligninolytic conditions. However, Paprican (now FP Innovations) researchers (Bourbonnais and Paice, 1990) reported that laccases can catalyze the oxidation of non-phenolic benzyl alcohols in the presence of a redox mediator, such as ABTS. This finding led to the discovery that laccase-mediator systems (LMS) effectively degrade residual lignin in unbleached pulp (Call, 1994). Laccases produced by some wood-rot fungi from the genus Basidiomycete play an important role in the biodegradation of lignin (Coll et al., 1993). These enzymes have the ability to oxidize recalcitrant aromatic compounds with redox potentials exceeding their own with the help of chemical or natural mediators (Camarero et al., 2005; Xu, 1996). Because of their broad substrate specificity and wide reaction capabilities, the laccase and the LMS possess show great biotechnological potential. Promising applications include textile-dye bleaching, pulp bleaching, food improvement, bioremediation of soils and water, polymer synthesis and the development of biosensors and biofuel cells (Kunamneni et al. 2008; Kierulff, 1997; Palonen and Viikari, 2004; Minussi et al., 2002; Li et al., 1999; Wesenberg et al., 2003; Marzoorati et al., 2005; Trudeau et al., 1997; Tayhas et al., 1999; Madhavi and Lele, 2009).

1.2 REFERENCES

- Baldrian P (2006). Degradation of cellulose by basidiomycetous fungi FEMS, Microbiol Rev 30(2): 215–242.
- Beloqui A, Pita M, Polaina J, Martinez-Arias A, Golyshina OV, Zumarraga M, Yakimov MM, Garcia-Arellano H, Alcalde M, Fernandez VM, Elborough K, Andreu JM, Ballesteros A, Plou FJ, Timmis KN, Ferrer M and Golyshin PN (2006). Novel polyphenol oxidase mined from a metagenome expression library of bovine rumen-Biochemical properties, structural analysis, and phylogenetic relationships. J Biol Chem 281: 22933–22942.

Bourbonnais R and Paice MG (1990). Oxidation of non-phenolic substrates: An expanded role for laccase in lignin biodegradation. *FEBS Lett* 267: 99–102.

Call HP (1994). Process for modifying, breaking down or bleaching lignin, materials containing lignin or like substances. WO 9429510.

Camarero S, Ibarra D, Martinez MJ and Martinez AT (2005). Lignin-derived compounds as efficient laccase mediators for decolorization of different types of recalcitrant dyes. *Appl Environ Microbiol* 71: 1775–1784.

Coll PM, Fernandez-Abalos JM, Villanueva JR, Santamaria R and Perez P (1993). Purification and characterization of a phenoloxidase (laccase) from the lignin degrading basidiomycete PM1 (CECT 2971). *Appl Environ Microbiol* 59: 2607–2613.

Duran N, Rosa MA, D'Annibale A, Gianfreda L (2002) Applications of laccases and tyrosinases (phenoloxidases) immobilized on different supports: a review. *Enzyme Microb Technol* 31: 907–931.



www.sylvania.com

We do not reinvent
the wheel we reinvent
light.

Fascinating lighting offers an infinite spectrum of possibilities: Innovative technologies and new markets provide both opportunities and challenges. An environment in which your expertise is in high demand. Enjoy the supportive working atmosphere within our global group and benefit from international career paths. Implement sustainable ideas in close cooperation with other specialists and contribute to influencing our future. Come and join us in reinventing light every day.

Light is OSRAM

OSRAM
SYLVANIA

Evans CS (1985). Laccase activity in lignin degradation by *Coriolus versicolor* in vivo and in vitro studies. *FEMS Microbiol Lett* 27: 339–343.

Gellerstedt G and Northy RA (1989). Analysis of birch wood lignin by oxidative degradation. *Wood Sci Technol* 23: 75–83.

Gianfreda L, Xu F and Bollag JM (1999). Laccases: A useful group of oxidoreductive enzymes. *Bioresour J* 3(1): 1–25.

Kierulff JV (1997). Denim bleaching. *Textile Horiz* 17: 33–36.

Kunamneni A, Plou FJ, Antonio Ballesteros A and Alcalde M (2008). Laccases and their applications: A patent review. *Recent Patents on Biotechnology* 15: 10–24.

Leontievsky A, Myasoedova N, Pozdnyakova N, and Golovleva, L (1997). ‘Yellow’ laccase of *Panus tigrinus* oxidises non-phenolic substrates without electron-transfer mediators, *FEBS Letters* 413: 446–448.

Li K, Xu F and Eriksson, K-HL (1999). Comparison of fungal laccases and redox mediators in oxidation of a nonphenolic lignin model compound. *Appl Environ Microbiol* 65: 2654–2660.

Madhavi V and Lele SS (2009). Laccase: Properties and applications. *BioResources* 4(4): 1694–1717.

Mansur M, Arias ME, Copa-Patino JL, Flardh M and Gonzalez AE (2003). The white-rot fungus *Pleurotus ostreatus* secretes laccase isozymes with different substrate specificities. *Mycologia* 95, 1013–1020.

Marzoorati M, Danieli B, Haltrich D and Riva S (2005). Selective laccase-mediated oxidation of sugars derivatives. *Green Chem* 7: 310–315.

Messerschmidt A and Huber R (1990). The blue oxidases, ascorbate oxidase, laccase and ceruloplasmin, modeling and structural relationships. *Eur J Biochem* 187: 341–352.

Minussi RC, Pastore GM and Duran N (2002). Potential applications of laccase in the food industry. *Trends Food Sci Technol* 13: 205–216.

Palonen H and Viikari L (2004). Role of oxidative enzymatic treatments on enzymatic hydrolysis of softwood. *Biotechnol Bioeng* 86:550–557.

Piontek K, Antorini M and Choinowski T (2002) Crystal structure of a laccase from the fungus *Trametes versicolor* at 1.90-Å resolution containing a full complement of coppers. *J Biol Chem* 277: 37663–37669.

Sakurai T (1992). Anaerobic reactions of *Rhus vernicifera* laccase and its type-2 copper-depleted derivatives with hexacyanoferrate(II). *Biochem J* 284: 681–685.

Tayhas G, Palmore R and Kim H-H (1999). Electro-enzymatic reduction of dioxygen to water in the cathode compartment of a biofuel cell. *J Electroanal Chem* 565: 110–117.

Thurston CF (1994). The structure and function of fungal laccases, *Microbiology* 140, 19–26.

Trudeau F, Diagle F and Leech D (1997). Reagentless mediated laccase electrode for the detection of enzyme modulators. *Anal Chem* 69: 882–886.

Wesenberg D, Kyriakides I and Agathos SN (2003). White-rot fungi and their enzymes for the treatment of industrial dye effluents. *Biotechnol Adv* 22: 161–187.

Xu F (1996). Oxidation of phenols, anilines, and benzenethiols by fungal laccases: correlation between activity and redox potentials as well as halide inhibition. *Biochem* 35: 7608–7614.

Xu F, Shin W, Brown S, Wahleithner JA, Sundaram UM and Solomon EI (1996). A study of a series of recombinant fungal laccases and bilirubin oxidase that exhibit significant differences in redox potential, substrate specificity, and stability. *Biochim Biophys Acta* 1292: 303–311.

Yoshida H (1883). Chemistry of lacquer (Urushi), part I. *J Chem Soc* 43: 472–486.

Roles of laccases
<p>Plants</p> <p>Lignification of xylem tissues Wound healing Defense against external conditions</p>
<p>Fungi</p> <p>Delignification Sporulation Pigment production Fruiting body formation Plant pathogenesis</p>
<p>Bacteria</p> <p>Melanin production Spore coat resistance Morphogenesis</p>

Table 1.1 Roles of laccases



Discover the truth at www.deloitte.ca/careers

Deloitte.

© Deloitte & Touche LLP and affiliated entities.



2 LACCASES: SOURCES

Laccases are most widely distributed in fungi and higher plants and are also found in plants and insects (Baldrian, 2006; Benfield et al. 1964; Xu, 1999; Kumar and Sonkar, 2013; Mishra et al., 2015; Lakshmi et al. 2015; Rajeswari, 2015).

2.1 FUNGAL SOURCES

Till recently, fungal laccases account for the major group of laccases characterized with respect to the number when compared to bacterial laccases.

In 1896, laccase was demonstrated to be present in fungi for the first time by both Bertrand and Laborde. Laccase from fungus *Monocillium indicum* was the first laccase to be characterized from an ascomycete showing peroxidase activity.

Fungal laccases have roles in morphogenesis, fungal plant-pathogen/host interaction, stress defence, delignification, sporulation, pigment production, fruiting body formation (Thurston, 1994; Yaver et al., 2001). Fungal laccases have higher redox potential than that of plant or bacterial laccases. Fungi from the deuteromycetes, ascomycetes, and basidiomycetes are the known producers of laccases (Baldrian 2006; Aisemberg et al., 1989; Sadhasivam et al., 2008; Hao et al., 2007; Morozova et al., 2007; Wood, 1980; Perry et al. 1993; Ullrich et al., 2005; Mishra et al., 2015; Kumar and Sonkar, 2013; Arora and Sharma, 2010; Alexandre et al., 1999). Table 2.1 shows laccases from different fungal sources.

2.2 BACTERIAL SOURCES

Although there are also some reports about laccase activity in bacteria (Alexandre and Zhulin, 2000; Martins et al., 2002; Claus, 2003; Givaudan et al., 2004), it does not seem probable that laccases are common enzymes from certain prokaryotic groups. Bacterial laccase-like proteins are intracellular or periplasmic proteins (Claus, 2003).

The first bacterial laccase was reported from *Azospirillum lipoferum* in 1993 by Givaudan et al. which was involved in melanin synthesis.

Table 2.2 shows laccases from different bacterial sources (Sharma et al., 2007; Octavio et al. 2006; Rosconi et al., 2005; Solano et al., 2000; Reiss et al., 2011; Martins et al., 2002; Arias et al., 2003; Suzuki et al., 2003; Francis and Tebo, 2001; Fitz-Gibbon et al., 2002; Santo et al., 2013; Bains et al., 2003). Alexandre and Zhulin (2000) and Ausec et al. (2011) reported that laccases are widespread in bacteria.

The biological functions of bacterial laccase are (Martins et al., 2002; Endo et al., 2002; Francis and Tebo, 2001; Huang et al., 2013; Santo et al., 2013; Freeman et al., 1993; Roberts et al., 2002; Bains et al., 2003):

- In spore pigment formation
- UV resistance
- Melanization
- Oxidation of metals
- Degradation of lignin and polyethylene
- Antibiotic synthesis
- Copper resistance and detoxification of phenolic compounds

2.3 PLANT SOURCES

The first laccase discovered in 1883 was from *Rhus vernicifera* sap containing derivatives of catechols called as urushiol. Apart from *Rhus* genus of Anacardiaceae family, laccase was reported in other plants, namely mango, horse chestnut, tobacco, peach, pine, prune, sycamore poplar and mung bean (Xu et al., 1999; Lehman et al. 1974; Bligny and Douce 1983; De Marco and Roubelakis-Angelakis 1997; Ranocha et al. 1999). Laccases are also found in cabbages, turnips, beets, apples, asparagus, potatoes, pears, and various other vegetables (Levine, 1965). Recently laccase has been expressed in the embryo of maize (*Zea mays*). Plant laccases were found to have optimum pH values around 5 to 7 (Robinson et al., 1993) and have high carbohydrate content of up to 43% compared to fungal laccases (Dwivedi et al., 2011). In plants, laccase plays a major role in lignin polymerization (Gavnholt and Larsen, 2002), wound healing and iron metabolism (McCaig et al., 2005). Plant laccases participate in the radical-based mechanisms of lignin polymer formation (Sterjiades et al., 1992; Liu et al., 1994; Boudet, 2000; Ranocha et al., 2002; Hoopes and Dean, 2004). The plant laccases have not been characterized or used extensively despite their wide occurrence, because their detection and purification is often difficult, as the crude plant extracts contain a large number of oxidative enzymes with broad substrate specificities (Ranocha et al. 1999).

2.4 INSECT SOURCES

Laccases are also found to be present in several insects of genera that include *Drosophila*, *Lucilia*, *Manduca*, *Bombyx*, *Calliphora*, *Diptera*, *Musca*, *Oryctes*, *Papilio*, *Phormia*, *Rhodnius*, *Sarcophaga*, *Schistocerca*, and *Tenebrio* (Xu, 1999; Lakshmi et al., 2015; Mishra et al., 2015; Kumar and Sonkar, 2013; Arora and Sharma, 2010).

2.5 REFERENCES


Aisemberg GO, Grorewold E, Taccioli GE and Judewicz N (1989). A major transcript in the response of *Neurospora crassa* to protein synthesis inhibition by cycloheximide. *Exp Mycol* 13: 121–128.

Alexandre G and Zhulin IB (2000). Laccases are widespread in bacteria. *Trends Biotechnol* 18: 41–42.


Alexandre G, Bally R, Taylor BL and Zhulin IB (1999). Loss of cytochrome oxidase activity and acquisition of resistance to quinine analogs in a laccase-positive variant of *Azospirillum lipoferum*. *J Bacteriol* 181: 6730–6738.

SIMPLY CLEVER

ŠKODA



We will turn your CV into an opportunity of a lifetime



Do you like cars? Would you like to be a part of a successful brand? We will appreciate and reward both your enthusiasm and talent. Send us your CV. You will be surprised where it can take you.

Send us your CV on
www.employerforlife.com



Arias ME, Arenas M, Rodriguez J, Soliveri J, Ball AS and Hernández M (2003). Kraft pulp biobleaching and mediated oxidation of nonphenolic substrate by laccase from *Streptomyces cyaneus* CECT 3335. *Appl Environ Microbiol* 69, 1953–1958.

Arora DS and Sharma RK (2010). Ligninolytic fungal laccases and their biotechnological applications. *Appl Biochem Biotechnol* 160:1760–1788.

Ausec L, Zakrzewski M, Goesmann A, Schlüter A and Mandic-Mulec I (2011). Bioinformatic analysis reveals high diversity of bacterial genes for laccase-like enzymes, *PLoS ONE*, 6, [doi:10.1371/journal.pone0025724](https://doi.org/10.1371/journal.pone0025724).

Bains J, Capalash N and Sharma P (2003). Laccase from a non-melanogenic, alkalotolerant γ -proteobacterium JB isolated from industrial water drained soil. *Biotechnol Lett* 25: 1155–1159.

Baldrian P (2006). Degradation of cellulose by basidiomycetous fungi. *FEMS Microbiol Rev* 30(2): 215–242.

Benfield G, Bocks SM, Bromley K, and Brown BR (1964). Studies in fungal and plant laccases. *Phytochemistry* 3: 79–88.

Bligny R and Douce R (1983). Excretion of laccase by sycamore (*Acer pseudoplatanus* L) cells. Purification and properties of the enzyme. *J Biochem* 204: 489–496.

Boudet AM (2000). Lignins and lignification: selected issues. *Plant Physiol Biochem* 38: 81–96.

Claus H (2003). Laccases and their occurrence in prokaryotes. *Arch Microbiol* 179: 145–150.

de Marco A and Roubelakis-Angelakis KA (1997). Laccase activity could contribute to cell-wall reconstitution in regenerating protoplasts. *Phytochem* 46: 421–425.

Dwivedi UN, Singh P, Pandey VP and Kumar A (2011). Structure-function relationship among bacterial, fungal and plant laccase. *J. Mol Catal B: Enzym* 68: 117–128.

Endo K, Hosono K, Beppu T and Ueda K (2002). A novel extracytoplasmic phenol oxidase of *Streptomyces*: its possible involvement in the onset of morphogenesis. *Micobiol* 148: 1767–1776.

Fitz-Gibbon ST, Ladner H, Kim UJ, Stetter KO, Simon MI and Miller JH (2002). Genomic sequence of hyperthermophilic crenarchaeon *Pyrobaculum aerophilum*. Proc Natl Acad Sci USA 99: 984–989.

Francis CA and Tebo BM (2001). CumA multicopper oxidase genes from diverse Mn(II)-oxidizing and non-Mn(II)-oxidizing *Pseudomonas* strains. Appl Environ Microbiol 62: 4272–4278.

Freeman JC, Nayar PG, Begley TP and Villafranca JJ (1993). Stoichiometry and spectroscopic identity of copper centers in phenoxazinone synthase: a new addition for the blue copper oxidase family. Biochem 32: 4826–4830.

Gavnholt B and Larsen K (2002). Molecular biology of plant laccases in relation to lignin formation. Physiologia Plantarum 116: 273–280.

Givaudan A, Effosse A, Faure D, Potier P, Bouillant ML and Bally R (1993). Polyphenol oxidase from *Azospirillum lipoferum* isolated from the rhizosphere: evidence for a laccase in nonmotile strains of *Azospirillum lipoferum*. FEMS Microbiol Lett 108: 205–210.

Hao J, Song F, Huang F, Yang C, Zhanng Z, Zheng Y and Tian X (2007). Production of laccase by a newly isolated deuteromycete fungus *Pestalotiopsis* sp. and its decolorization of azo dye. J Ind Microbial Biotechnol 34(3): 233–240.

Hoopes JT and Dean JFD (2004). Ferroxidase activity in a laccase-like multicopper oxidase from *Liriodendron tulipifera*. Plant Physiol and Biochem 42(1):27–33.

Huang XF, Santhanam N, Badri DV, Hunter WJ, Manter DK, Decker SR, Vivanco JM and Reardon KF (2013). Isolation and characterization of lignin-degrading bacteria from rainforest soils. Biotechnol Bioeng 110: 1616–1626.

Kumar V and Sonkar P (2013). Laccases: sources and their environmental application. Intl J Bioassays 02(06): 909–911.

Lakshmi RJ, Mallika DS, Jeevan Amos S and Kasturi K (2015). A novel approach for treating cancer by using laccases from marine fungi. Intl J Pharm Sci Rev Res 34(2): 124–129.

Lehman E, Harel E and Mayer AM (1974). Copper content and other characteristics of purified peach laccase. Phytochemistry 13: 1713–1717.

Levine WG (1965). Laccase, A review, In: The Biochemistry of Copper, Academic Press Inc., New York, pp. 371–385.

Liu L, Dean JFD, Friedman WE and Eriksson KEL (1994). Laccase like phenoloxidase is correlated with lignin biosynthesis in *Zinnia elegans* stem tissue. *Plant J* 6: 213–224.

Martins LO, Soares CM, Teixeira M, Costa T, Jones GH and Henriques AO (2002). Molecular and biochemical characterization of a highly stable bacterial laccase that occurs as a structural component of the *Bacillus subtilis* endospore coat. *J Biol Chem* 277: 18849–18859.

McCaig BC, Meagher RB and Dean JF (2005). Gene structure and molecular analysis of the laccase-like multicopper oxidase (LMCO) gene family in *Arabidopsis thaliana*. *Planta* 221: 619–636.

Mishra SK, Srivastava SK and Ash K (2015). Laccase sources and their applications in environmental pollution, *International Journal of Life-Sciences Scientific Research* 1(2): 71–73.



e-learning for kids

- The number 1 MOOC for Primary Education
- Free Digital Learning for Children 5-12
- 15 Million Children Reached

About e-Learning for Kids Established in 2004, e-Learning for Kids is a global nonprofit foundation dedicated to fun and free learning on the Internet for children ages 5 - 12 with courses in math, science, language arts, computers, health and environmental skills. Since 2005, more than 15 million children in over 190 countries have benefitted from eLessons provided by EFK! An all-volunteer staff consists of education and e-learning experts and business professionals from around the world committed to making difference. eLearning for Kids is actively seeking funding, volunteers, sponsors and courseware developers; get involved! For more information, please visit www.e-learningforkids.org.

Morozova OV, Shumakovich GP, Gorbacheva MA, Shleev SV and Yaropolov AI (2007). “Blue” laccases. *J Biochem* 72(10): 1136–1150.

Octavio LC, Ricardo PP and Francisco VO (2006). Editors: Ramón Gerardo Guevara-González and Irineo Torres-Pacheco. *Laccases*: 323–340. Kerala, India.

Perry CR, Matcham SE, Wood DA and Thurston CF (1993). The structure of laccase protein and its synthesis by the commercial mushroom *Agaricus bisporus*. *J Gen Microbiol* 139: 171–178.

Rajeswari M (2015). Characterization and Optimization of Bacterial Laccase Production and its Application in the Degradation of Selected Pollutants. shodhganga.inflibnet.ac.in/handle/10603/93386.

Ranocha P, Chabannes M, Chamayou S, Danoun S, Jauneau A, Boudet A-M and Goffner D (2002). Laccase down-regulation causes alterations in phenolic metabolism and cell wall structure in poplar. *Plant Physiol* 129(1):145–55.

Ranocha P, McDougall G, Hawkins S, Sterjiades R, Borderies G, Stewart D, Cabanes-Macheteau M, Boudet A and Goffner D (1999). Biochemical characterization, molecular cloning and expression of laccases – a divergent gene family in poplar. *European Journal of Biochemistry* 259: 485–495.

Reiss R, Ihssen J and Thöny-Meyer L (2011). *Bacillus pumilus* laccase: a heat stable enzyme with a wide substrate spectrum. *BMC Biotechnol*, 11:9, doi:10.1186/1472-6750-11-9.

Roberts SA, Weichsel A, Grass G, Thakali K and Hazzar JT (2002). Crystal structure and electron transfer kinetics of CueO, a multicopper oxidase required for copper homeostasis in *Escherichia coli*. *Proc Natl Acad Sci* 99: 2766–2771.

Robinson SP, Loveys BR and Chacko EK (1993) Polyphenol oxidase enzymes in the sap and skin of mango fruit. *Aust. J. Plant Physiol* 20, 99–107.

Rosconi F, Fraguas LF, Drets GM and Castro-Sowinski S (2005) Purification and characterization of a periplasmic laccase produced by *Sinorhizobium meliloti*. *Enz Microb Tech* 36: 800–807.

Sadhasivam S, Savitha S, Swaminathan K and Lin FH (2008) Production, purification and characterization of mid-redox potential laccase from a newly isolated *Trichoderma harzianum* WL1. *Process biochem* 43: 736–742.

Santo M, Weitsman R and Sivan A (2013) The role of the copper-binding enzyme-laccase – in the biodegradation of polyethylene by the actinomycete *Rhodococcus ruber*. *Int Biodeter Biodegr* 84: 204–210.

Sharma P, Goel R and Caplash N (2007) Bacterial laccases. *World J Microbiol Biotechnol* 23: 823–832.

Solano F, Lucas-Elio P, Fernández E and Sanchez-Amat A (2000) *Marinomonas mediterranea* MMB-1 transposon mutagenesis: isolation of a multipotent polyphenol oxidase mutant. *J Bacteriol* 182, 3754–3760.

Sterjiades R, Dean JFD and Eriksson K-EL (1992) Laccase from *Sycamore maple* (*Acer pseudoplatanus*) polymerizes monolignols. *Plant Physiol* 99(3): 1162–8.

Suzuki T, Endo K, Ito M, TsujiboH, Miyamoto K and Inamori Y (2003) A thermostable laccase from *Streptomyces lavendulae* REN-7: purification, characterization, nucleotide sequence and expression. *Biosci Biotechnol Biochem* 67: 2167–2175.

Thurston, CF (1994) The structure and function of fungal laccases, *Microbiology* 140, 19–26.

Ullrich R, Huong LM, Dung NL and Hofrichter M (2005) Laccase from the medicinal mushroom *Agaricus blazei*: production, purification and characterization. *Appl Microbiol Biotechnol* 67: 357–363.

Wood DA (1980) Production, purification and properties of extracellular laccase of *Agaricus bisporus*. *J Gen Microbiol* 117: 327–338.

Xu F (1999) Recent progress in laccase study: properties, enzymology, production and applications, In: Flickinger, M.C. and Drew, S.W. (Eds.), *The Encyclopedia of Bioprocessing Technology: Fermentation, Biocatalysis and Bioseparation*, Wiley, New York, 1545–1554.


Yaver DS, Berka RM, Brown SH and Xu F (2001) *The Presymposium on Recent Advances in Lignin Biodegradation and Biosynthesis*, vol. 3–4 of *Vikki Biocentre*, Vikki Biocentre, University of Helsinki, Helsinki, Finland, 2001.

Fungi
<i>Agaricus bisporus</i>
<i>Agaricus blazei</i>
<i>Agrocybe praecox</i>
<i>Albatrella dispansus</i>
<i>Armillaria mellea</i>
<i>Aspergillus nidulans</i>
<i>Betulina</i>
<i>Botrytis cinerea</i>
<i>Cantharellus cibarius</i>
<i>Ceriporiopsis subvermispota</i>
<i>Cerrena maxima</i>
<i>Cerrena unicolor</i>

Cynthia | AXA Graduate

AXA Global Graduate Program

Find out more and apply

redefining / standards 



Fungi
<i>Chaetomium termophilum</i>
<i>Chalara paradoxa</i>
<i>Colletotrichum graminicola</i>
<i>Coniothyrium minitans</i>
<i>Coprinus cinereus</i>
<i>Coprinus friesii</i>
<i>Coriolopsis fulvocinnerea</i>
<i>Coriolopsis gallica</i>
<i>Coriolopsis rigida</i>
<i>Coriolopsis polyzona</i>
<i>Coriolus hirsutus</i>
<i>Coriolus maxima</i>
<i>Coriolus zonatus</i>
<i>Cryptococcus neoformans</i>
<i>Cyathus stercoreus</i>
<i>Daedalea quercina</i>
<i>Dichomitus squalens</i>
<i>Fomes fomentarius</i>
<i>Gaeumannomyces graminis</i>
<i>Ganoderma lucidum</i>
<i>Ganoderma tsugae</i>
<i>Hericium echinaceum</i>
<i>Junghuhnia separabilima</i>
<i>Lactarius piperatus</i>
<i>Lentinus edodes</i>

Fungi
<i>Lentinus tigrinus</i>
<i>Lenzites</i>
<i>Magnaporthe grisea</i>
<i>Marasmius quercophilus</i>
<i>Mauginiella sp.</i>
<i>Melanocarpus albomyces</i>
<i>Monocillium indicum</i>
<i>Myrothecium verrucaria</i>
<i>Neurispora crassa</i>
<i>Ophiostoma novo-ulmi</i>
<i>Panaeolus papilionaceus</i>
<i>Panaeolus sphinctrinus</i>
<i>Panus tigrinus</i>
<i>Pestalotiopsis sp.</i>
<i>Phanerochaete chrysosporium</i>
<i>Phanerochaete flavido</i>
<i>Phellinus noxius</i>
<i>Phellinus ribis</i>
<i>Phlebia radiata</i>
<i>Phlebia tremellosa</i>
<i>Pholiota mutabilis</i>
<i>Physisporinus rivulosus</i>
<i>Picnoporus cinnabarius</i>
<i>Pleurotus eryngii</i>
<i>Pleurotus florida</i>

Fungi
<i>Pleurotus ostreatus</i>
<i>Pleurotus pulmonarius</i>
<i>Pleurotus sajor-caju</i>
<i>Pleurotu seryngii</i>
<i>Podospora anserine</i>
<i>Polyporus anceps</i>
<i>Polyporus anisoporus</i>
<i>Polyporus pinsitus</i>
<i>Pycnoporus cinnabarinus</i>
<i>Pycnoporus coccineus</i>
<i>Rhizoctonia solani</i>
<i>Rigidoporus lignosus</i>

I joined MITAS because
I wanted **real responsibility**

The Graduate Programme
for Engineers and Geoscientists
www.discovermitas.com



Month 16

I was a construction
supervisor in
the North Sea
advising and
helping foremen
solve problems

Real work
International opportunities
Three work placements



 **MAERSK**

Fungi
<i>Russula delica</i>
<i>Schizophyllum commune</i>
<i>Sclerotium rolfsii</i>
<i>Stropharia coronilla</i>
<i>Stropharia rugosoannulata</i>
<i>Trametes gallica</i>
<i>Trametes ochracea</i>
<i>Thelephora terrestris</i>
<i>Trametes (Coriolus, Polyporus) versicolor</i>
<i>Trametes gallica</i>
<i>Trametes hirsuta</i>
<i>Trametes multicolor</i>
<i>Trametes ochracea</i>
<i>Trametes pubescens</i>
<i>Trametes sanguinea</i>
<i>Trametes trogii</i>
<i>Trametes villosa</i>
<i>Trichoderma atroviride</i>
<i>Trichoderma harzianum</i>
<i>Trichoderma viride</i>
<i>Tricholoma giganteum</i>
<i>Volvariella volvacea</i>

Table 2.1: Laccases from different fungal sources

Bacteria
<i>Alpha-proteobacterium</i>
<i>Gama-proteobacterium</i>
<i>Aquifex aceolicus</i>
<i>Azospirillum lipoferum</i>
<i>Bacillus halodurans,</i>
<i>Bacillus subtilis</i>
<i>Escherchia coli</i>
<i>Leptotrix discophora</i>
<i>Marinomonas mediterranea</i>
<i>Oceano bacilusiheyneis</i>
<i>Pseudomonas aerophilum,</i>
<i>Pseudomonas fluorescens,</i>
<i>Pseudomonas maltophila,</i>
<i>Pseudomonas putida,</i>
<i>Pseudomonas syringae</i>
<i>Rhodococcus sp.</i>
<i>Sterptomyces cyaneus</i>
<i>Streptomyces antibioticus</i>
<i>Streptomyces griseus</i>
<i>Streptomyces lavendulae</i>
<i>Streptomyces psammoticus</i>
<i>Thermus thermophilus</i>
<i>Xanthomonas campesteris</i>

Table 2.2: Lacasses from different bacterial sources

3 LACCASES: PROPERTIES

3.1 STRUCTURAL AND CATALYTIC PROPERTIES

Laccases belong to the multi-copper enzyme family and are phenol-*oxidases* that have a distinct redox ability to catalyze the oxidation of a wide range of aromatic substrates (Solomon et al., 1996, 2001; Messerschmidt, 1997; Babu et al. 2012).

Laccase catalysis involves reduction of the type 1 copper by reducing substrate; internal transfer of electron from the type 1 to the type 2 and type 3 copper and finally reduction of oxygen to water at the type 2 and type 3 copper site.

ie business school

93%
OF MIM STUDENTS ARE
WORKING IN THEIR SECTOR 3 MONTHS
FOLLOWING GRADUATION

MASTER IN MANAGEMENT

- STUDY IN THE CENTER OF MADRID AND TAKE ADVANTAGE OF THE UNIQUE OPPORTUNITIES THAT THE CAPITAL OF SPAIN OFFERS
- PROPEL YOUR EDUCATION BY EARNING A DOUBLE DEGREE THAT BEST SUITS YOUR PROFESSIONAL GOALS
- STUDY A SEMESTER ABROAD AND BECOME A GLOBAL CITIZEN WITH THE BEYOND BORDERS EXPERIENCE

Length: 10 MONTHS
Av. Experience: 1 YEAR
Language: ENGLISH / SPANISH
Format: FULL-TIME
Intakes: SEPT / FEB

5 SPECIALIZATIONS
PERSONALIZE YOUR PROGRAM

#10 WORLDWIDE
MASTER IN MANAGEMENT
FINANCIAL TIMES

55 NATIONALITIES
IN CLASS

www.ie.edu/master-management | mim.admissions@ie.edu | [f](#) [t](#) [i](#) Follow us on IE MIM Experience

Properties of purified laccases have been reported by many researchers (Baldrian, 2006; Kunamneni et al., 2007; Madhavi and Lele, 2009; Babu et al. 2012; Chandra and Chowdhary, 2015). Laccases are monomeric, dimeric and tetrameric glycoproteins and generally have fewer saccharide compounds (10–25%) in fungal and bacterial enzymes than in plant enzymes. The carbohydrates are 10–45% of the total molecular weight. These are covalently linked. Due to this property the enzymes show high stability. The carbohydrate compound contains monosaccharides such as hexoamines, glucose, fucose, mannose, galactose, and arabinose (Rogalski and Leonowicz 2004). Mannose is one of the main components of the carbohydrates attached to laccases. The molecular weight of a laccase is in the range of 50–97 kDa. The molecular weights of laccases in *Bacillus pumilus* were estimated to be 58 and 64.8 kDa. Glycosylation plays an important role in copper retention, thermal stability, susceptibility to proteolytic degradation, and secretion. Glycosylation content and composition of glycoprotein vary with growth medium composition (Li et al., 1999; Pickard and Hashimoto, 1988). Laccase enzymes show considerable heterogeneity upon purification. The sugar composition has been analyzed in several microorganisms, such as *Podospora ansenna*, *Botrytis cinerea*, *Trametes hirsuta*, *Trametes ochracea*, *Cerrena maxima*, *Coriolopsis fulvocinerea* and *Melanocarpus albomyces* (Call and Mucke, 1997; Shleev et al., 2004; Piontek et al., 2002).

Laccases are remarkably non-specific as to their reducing substrates, and the range of substrates oxidized varies from one laccase to another.

Laccases enzymes catalyze the one-electron oxidation of a wide variety of organic and inorganic substrates, including polyphenols, methoxy-substituted phenols, ascorbate and aromatic amines with the concomitant four-electron reduction of oxygen to water (Thurston, 1994). These enzymes have broad substrate specificity towards aromatic compounds containing hydroxyl and amine groups, and as such, the ability to react with the phenolic hydroxyl groups is found in lignin (Youn et al., 1995). Kinetic data of laccases from different sources were reported (Yaropolov et al., 1994). K_m values are found to be similar for the co-substrate dissolved oxygen but V_{max} varies with the source of laccase. The turnover is heterogeneous over a broad range depending on the enzyme source, substrate and the type of reaction. The kinetic constants differ in their pH dependence. K_m is pH-independent for both substrate and co-substrate, whereas K_{cat} is pH-dependent (Kunamneni et al., 2007).

The pH optima of laccases are highly dependent on the substrate. With ABTS as substrate, the pH optima are more acidic and are found in the range 3.0–5.0 (Heinzkill et al., 1998). In general, laccase activity has a bell shaped profile with an optimal pH that varies considerably. This variation could be due to changes in the reaction caused by the substrate, oxygen or the enzyme (Xu, 1997). Fungal laccases have isoelectric points ranging from 3 to 7, whereas plant laccase isoelectric point values range to 9 (Babu et al. 2012). The major difference between the two enzymes is that fungal enzymes have their pH optima between pH 3.6 and 5.2, whereas laccase from *Rhus vernicifera* have pH optima in the range of 6.8 to 7.4. The low pH optima of the fungal enzyme may be due to the reason that they are well adapted to grow under acidic conditions, whereas the plant laccase being intracellular have their pH optima closer to the physiological range. The differences in pH optima may be due to the difference in physiological functions. These enzymes also differ in their function in addition to their variation in pH. Fungal enzyme is responsible in mechanism for removing toxic phenols from the medium in which these fungi grow under natural conditions, whereas the plant enzymes are involved in synthetic process such as lignin formation (Benfield et al. 1964).

The difference in redox potential between the phenolic substrate and the T1 copper could increase oxidation of the substrate at high pH values, but the hydroxide anion binding to the T2 and T3 coppers results in an inhibition of the laccase activity because of the disruption of the internal electron transfer between the T1 and T2/T3 centres. These two opposing effects may play an important role in determining the optimal pH of the bi-phasic laccase enzymes (Xu, 1997). Nyanhongo et al. (2002) reported that laccase produced by *Trametes modesta* was fully active at pH 4.0 and very stable at pH 4.5 but its half-life reduced to 125 minutes at pH 3.0. The optimal temperature of laccase can differ greatly from one strain to another. The laccases isolated from a strain of *Marasmius quercophilus* (Farnet et al., 2000) were found to be stable for 1 hour at 60°C. Farnet et al. (2000) further found that pre-incubation of enzymes at 40°C and 50°C significantly increased laccase activity. Another method that can be used for increasing the stability of laccase is to immobilise the enzyme on glass powder by air-drying (Ruiz et al., 2000). This method also has potential for the enzyme to be used on the glass powder matrix in specific applications in biotechnology where stability is needed (Ruiz et al., 2000).

The laccase from *P. ostreatus* is fully active in the temperature range of 40–60 °C, showing maximum activity at 50 °C. The activity remains unchanged after prolonged incubation at 40 °C for more than 4 hours (Palmieri et al., 1993). Nyanhongo et al. (2002) showed that laccase produced by *T. modesta* was found to be fully active at 50 °C and was very stable at 40 °C but half-life reduced to 120 minutes at temperature of 60 °C.

In general, laccases respond similarly to several inhibitors of enzyme activity (Bollag and Leonowicz, 1984). Many ions such as halides, azides, cyanide, thiocyanide, fluoride and hydroxide bind to the type 2 and type 3 copper. This results in the interruption of internal electron transfer and therefore inhibition of activity. Other inhibitors include fatty acids, metal ions, sulfhydryl reagents, hydroxyl glycine, kojic acid, and cationic quaternary ammonium detergents, the reactions with which may involve amino acid residue modifications, conformational changes or chelation with copper (Gianfreda et al., 1999; Call and Mucke, 1997).



"I studied English for 16 years but...
...I finally learned to speak it in just six lessons"

Jane, Chinese architect

ENGLISH OUT THERE

Click to hear me talking before and after my unique course download

Many fungi producing laccases secrete isoforms of the same enzyme (Leontievsky et al 1997). Archibald et al. (1997) have reported that these isozymes originate from the same or different genes encoding for the laccase enzyme. The number of isozymes present differs between species and also within species depending on whether they are induced or non-induced (Assavanig et al., 1992). They differ significantly in their stability, optimal temperature and pH and affinity for different substrates (Assavanig et al., 1992; Heinzkill et al., 1998). Moreover, these different isozymes can modulate different roles in the physiology of different species or in the same species under different conditions (Assavanig et al., 1992). *Cerrena unicolor* secreted two laccase isoforms with different characteristics during the growth in a synthetic low-nutrient nitrogen/glucose medium (Michniewicz et al., 2006). Several laccase encoding gene sequences have been reported from various ligninolytic fungi. These sequences encode for proteins between 515 and 619 amino acid residues and close phylogenetic proximity between them is shown by sequence comparisons (Bourbonnais et al., 1995).

The catalysis performed by all members of this family is guaranteed by the presence of different copper centres in the enzyme molecule. In particular, all blue multi-copper oxidases are characterized by the presence of at least one type-1 copper, together with at least three additional copper ions: one type- 2 and two type-3 copper ions, arranged in a tri-nuclear cluster. The different copper centres can be identified on the basis of their spectroscopic properties (Messerschmidt, 1997; Leontievsky et al., 1997).

The three-dimensional structure of five fungal laccases has been reported: *Coprinus cinereus* (in a copper type-2-depleted form), *T. versicolor*, *P. cinnabarinus*, *M. albomyces* and *R. lignosus* (Ducros et al., 1998; Bertrand et al., 2002; Piontek et al., 2002; Antorini et al., 2002; Garavaglia et al., 2004; Hakulinen et al., 2002), the latter four enzymes with a full complement of copper ions. Moreover, the three-dimensional structure of the CoA laccase from *Bacillus subtilis* endospore has been reported by Enguita et al. (2003, 2004). In spite of the amount of information on laccases and other blue multi-copper oxidases, neither the exact electron transfer pathway nor the details of dioxygen reduction in blue multi-copper oxidases are completely understood (Garavaglia et al., 2004). A detailed structural comparison between a low redox potential *C. cinereus* laccase and a high redox potential *T. versicolor* laccase showed that structural differences of the Cu1 coordination possibly account for the different redox potential values (Piontek et al., 2002). This was later on confirmed by the study of *R. lignosus* laccase with a high redox potential (Garavaglia et al., 2004). Unlike the laccases described above, the enzyme from *P. ribis* with catalytic properties typical for laccases does not belong to the blue copper proteins because it lacks Cu1 and contains one manganese atom per molecule. The structural differences are perhaps also responsible for the relatively high pH optimum for ABTS oxidation (Min et al., 2001). The 'white' laccase POXA1 from *P. ostreatus* contains only one copper atom, together with one iron atom and two zinc atoms per molecule (Palmieri et al., 1997). According to Baldrian (2006), laccases are a more structurally heterogeneous group of proteins than expected.

3.2 REFERENCES

Antorini M, Herpoel-Gimbert I, Choinowski T, Sigoillot JC, Asther M, Winterhalter K and Piontek K (2002) Purification, crystallisation and X-ray diffraction study of fully functional laccases from two ligninolytic fungi. *Biochim Biophys Acta* 1594: 109–114.

Archibald FS, Bourbonnais R, Jurasek L, Paice MG and Reid ID (1997). Kraft pulp bleaching and delignification by *Trametes versicolor*. *J Biotechnol* 53:215–236.

Assavanig A, Amornkitticharoen B, Ekpaisal N, Meevootisom V and Flegel TW (1992) Isolation, characterization and function of laccase from *Trichoderma*. *Appl Microbiol Biotechnol* 38:198–202.

Babu PR, Pinnamaneni, R and Koonna S (2012) Occurrences, physical and biochemical properties of laccase. *Universal Journal of Environmental Research and Technology*: 1–13.

Benfield G, Bocks SM, Bromley K and Brown BR (1964) Studies in fungal and plant laccases. *Phytochemistry* 3: 79–88.

Bertrand T, Jolivalt C, Briozzo P, Caminade E, Joly N, Madzak C and Mougin C (2002) Crystal structure of a four-copper laccase complexed with an arylamine: Insights into substrate recognition and correlation with kinetics. *Biochemistry* 41: 7325–7333.

Bollag JM and Leonowicz A (1984) Comparative studies of extracellular fungal laccase. *Appl. Environ. Microbiol* 48:849–853.

Bourbonnais R, Paice, MG, Reid ID, Lanthier P and Yaguchi M (1995) Lignin oxidation by laccase isozymes from *Trametes versicolor* and role of the mediator 2,2'-azinobis(3-ethylbenzthiazoline-6-sulfonate) in kraft *lignin*. *Applied and Environ Biotechnol* 61: 1876–1880.

Call HP and Mucke I (1997) History, overview and applications of mediated lignolytic systems, especially laccase-mediator systems (Lignozyms-process). *J Biotechnol* 53: 163–202.

Chandra R and Chowdhary P (2015) Properties of bacterial laccases and their application in bioremediation of industrial wastes. *Environ Sci Process Impacts* 17: 326–342.

Ducros V, Brzozowski AM, Wilson KS, Brown SH, Ostergaard P, Schneider P, Yaver DS, Pedersen AH and Davies GJ (1998) Crystal structure of the type-2 Cu depleted laccase from *Coprinus cinereus* at 2.2 angstrom resolution. *Nat Struct Biol* 5: 310–316.

Enguita FJ, Marcal D, Martins LO, Grenha R, Henriques AO, Lindley PF and Carrondo MA (2004) Substrate and dioxygen binding to the endospore coat laccase from *Bacillus subtilis*. *J Biol Chem* 279: 23472–23476.

Enguita FJ, Martins LO, Henriques AO and Carrondo MA (2003) Crystal structure of a bacterial endospore coat component – a laccase with enhanced thermostability properties. *J Biol Chem* 278: 19416–19425.

Farnet AM, Criquet S, Tagger S, Gil G and Le Petit J (2000) Purification, partial characterization, and reactivity with aromatic compounds of two laccases from *Marasmius quercophilus* strain 17. *Can J Microbiol* 46: 189–194.

Garavaglia S, Cambria MT, Miglio M, Ragusa S, Lacobazzi V, Palmieri F, D'Ambrosio C, Scaloni A and Rizzi M (2004) The structure of *Rigidoporus lignosus* laccase containing a full complement of copper ions, reveals an asymmetrical arrangement for the T3 copper pair. *J Mol Biol* 342: 1519–1531.

Gianfreda L, Xu F and Bollag JM (1999). Laccases: A useful group of oxidoreductive enzymes. *Bioremediation Journal* 3(1): 1–26.

Excellent Economics and Business programmes at:



university of
 groningen



“The perfect start
 of a successful,
 international career.”

CLICK HERE
 to discover why both socially
 and academically the University
 of Groningen is one of the best
 places for a student to be

www.rug.nl/feb/education

Hakulinen N, Kiiskinen LL, Kruus K, Saloheimo M, Paananen A, Koivula A and Rouvinen J (2002) Crystal structure of a laccase from *Melanocarpus albomyces* with an intact trinuclear copper site. *Nature Struct Biol* 9: 601–605.

Heinzkill M, Bech L, Halkier T, Schneider P and Anke T (1998) Characterization of laccases and peroxidases from woodrotting fungi (family Coprinaceae). *Appl Environ Microbiol* 64: 1601–1606.

Kunamneni A, Ballesteros A, Plou FJ and Alcalde M (2007) Fungal laccase a versatile enzyme for biotechnological application, In: Mendez-Vilas, A. (Eds) *Communicating Current Research and Educational Topics and Trends in Applied Microbiology* 1: 233–245.

Leontievsky A, Myasoedova N, Pozdnyakova N and Golovleva L (1997) “Yellow” laccase of *Panus tigrinus* oxidizes nonphenolic substrates without electron-transfer mediators. *FEBS Lett* 413: 446–448.

Li K, Xu F and Eriksson KL (1999) Comparison of fungal laccases and redox mediators in oxidation of a non-phenolic lignin model compound. *Applied and Environmental Microbiology* 65(6): 2654–2660.

Madhavi V and Lele SS (2009) Laccase: Properties and applications *BioResources* 4(4): 1694–1717.

Messerschmidt A (1997) *Multi-Copper Oxidases*. World Scientific, Singapore.

Michniewicz A, Ullrich R, Ledakowicz S and Hofrichter M (2006) The white-rot fungus *Cerrena unicolor* strain 137 produces two laccase isoforms with different physico-chemical and catalytic properties. *Applied Microbiology and Biotechnology* 69: 682–688.

Min KL, Kim YH, Kim YW, Jung HS and Hah YC (2001) Characterization of a novel laccase produced by the wood rotting fungus *Phellinus ribis*. *Arch Biochem Biophys* 392: 279–286.

Nyanhongo GS, Gomes J, Gübitz G, Zvauya, R, Read JS and Steiner W (2002) Production of laccase by a newly isolated strain of *Trametes modesta*. *Bioresource Technology* 84(3): 259–263.

Palmieri G, Giardina P, Bianco C, Scaloni A, Capasso A and Sannia G (1997) A novel white laccase from *Pleurotus ostreatus*. *J Biol Chem* 272: 31301–31307.

Palmieri G, Giardina P, Marzullo L, Desiderio B, Nitti G, Cannio R and Sannia G (1993) Stability and activity of a phenol oxidase from the ligninolytic fungus *Pleurotus ostreatus*. *Appl Microbiol Biotechnol* 39(4–5): 632–636.

Pickard M and Hashimoto A (1988). Stability and carbohydrate composition of chloroperoxidase from *Caldariomyces fumago* grown in a fructose-salts medium *Canadian Journal of Microbiology* 34: 998–1002.

Piontek K, Antorini M and Choinowski T (2002) Crystal structure of a laccase from the fungus *Trametes versicolor* at 1.90-angstrom resolution containing a full complement of coppers. *J Biol Chem* 277: 37663–37669.

Rogalski J and Leonowicz (2004) “Laccase”, In Pandey, A. (ed.), *Concise Encyclopedia of Bioresource Technology, Food Products Press, Haworth Reference Press, New York*, pp 533–542.

Ruiz AI, Malavé AJ, Felby C and Griebenow K (2000) Improved activity and stability of an immobilized recombinant laccase in organic solvents. *Biotechnology Letters* 22: 229–233.

Shleev SV, Morozova O, Nikitina O, Gorshina ES, Rusinova T, Serezhenkov VA, Burbaev DS, Gazaryan IG and Yaropolov AI (2004) Comparison of physico-chemical characteristics of four laccases from different basidiomycetes. *Biochimie* 86: 693–703.

Solomon EI, Chen P, Metz M, Lee SK and Palmer AE (2001) Oxygen binding, activation, and reduction to water by copper proteins. *Angew Chem* 40: 4570–4590.

Solomon EI, Sundaram UM and Machonkin TE (1996) Multi-copper oxidases and oxygenases. *Chem Rev* 96: 2563–2605.

Thurston CF (1994) The structure and function of fungal laccases. *Microbiology* 140: 19–26.

Xu F (1997) Effects of redox potential and hydroxide inhibition on the pH activity profile of fungal laccases. *J Biol Chem* 272: 924–928.

Yaropolov AI, Skorobogat’ko OV, Vartanov SS and Varfolomeyev SD (1994) Laccase: Properties, catalytic mechanism and applicability. *Applied Biochem and Biotechnol* 49: 257–280.

Youn HD, Kim KJ, Maeng JS, Han YH, Jeong IB, Jeong G, Kang SA and Hah YC (1995) Single electron transfer by an extracellular laccase from the white-rot fungus *Pleurotus ostreatus*, *Microbiology* 141: 393–398.

4 LACCASES: PRODUCTION

Laccases are extracellular enzymes and their production usually occurs during the secondary metabolism of different fungi (Kunamneni et al., 2007) although a large number of studies report intracellular laccases too. Several factors can influence laccase production. These include type of cultivation techniques, carbon source, nitrogen source, and concentration of microelements (Brijwani et al., 2010a; Elisashvili et al., 2008a,b; Elisashvili and Kachlishvili, 2009; Kunamneni et al., 2007).

4.1 PRODUCTION METHODS

Submerged fermentation and solid state modes of fermentation are used intensely for the production of laccases. Submerged fermentation, though, leads the solid state fermentation for industrial production of laccase. Future efforts in improving the solid state fermentation bioreactor designs can make this method more potent and competitive.



American online
LIGS University
is currently enrolling in the
Interactive Online **BBA, MBA, MSc,**
DBA and PhD programs:

- ▶ enroll **by September 30th, 2014** and
- ▶ **save up to 16%** on the tuition!
- ▶ pay in 10 installments / 2 years
- ▶ Interactive **Online education**
- ▶ visit www.ligsuniversity.com to find out more!

Note: LIGS University is not accredited by any nationally recognized accrediting agency listed by the US Secretary of Education. More info [here](#).

The successful application of laccases for various industrial applications would require production of high amounts of laccases at low cost. Many production strategies can be adopted along with media and process optimization for achieving better process economics. Media optimization and use of appropriate inducers could bring additional benefits of higher production with expenditure of minimum resources.

4.1.1 SUBMERGED FERMENTATION

In submerged fermentation, microorganisms are cultivated in liquid medium containing appropriate nutrients with high oxygen concentrations when operated in aerobic conditions. One of the main challenges in fungal submerged fermentations is viscosity of broth. Mycelium formation during growth of fungal cells can also hinder impeller action causing blockades which result in oxygen and mass transfer limitations. Different strategies have been used to deal with mass transfer and oxygen limitations. Cell immobilization is one technique to solve problems associated with broth viscosity, and mass transfer and oxygen transfer (Rodriguez Couto et al., 2004a,b; Schliephake et al., 2000; Luke and Burton, 2001; Galhaup et al., 2002). Rodriguez Couto et al. (2003, 2004a,b 2006) examined different types of synthetic materials as carriers for the immobilization of the white rot fungus *Trametes hirsuta* in fixed bed bioreactors operated in batch. They tested different materials and found that use of stainless steel sponge resulted in highest laccase activities. Agitation is also found to affect laccase production. Hess et al. (2002) found that laccase production by *Trametes multicolor* reduced significantly when the fungus was grown in stirred tank reactor, probably because of damage to mycelia. Mohorcic et al. (2004) found that it was possible to grow the white rot fungus *Bjerkandera adusta* in a stirred tank reactor after its immobilization on a plastic net, although very low activities were obtained. On contrary, Tavares et al. (2006) observed that agitation did not play an important role in laccase production by *T. versicolor*. Fed-batch operation is also found to be effective for producing laccase. Galhaup et al. (2002) obtained a higher laccase activity and found that use of fed-batch mode increased the laccase production of *T. pubescens* by two times.

Several studies have been conducted on laccase production using submerged fermentation with different microorganisms at different scales and the addition of inducers and the use of immobilization supports. With *Trametes* genus – *T. pubescens*, *T. hirsuta*, *T. versicolor* – high laccase activities were obtained (Galhaup et al., 2002; Font et al., 2003; Tavares et al., 2006; Rodríguez Couto et al., 2006). In all these studies, inducers were added to the culture medium. Galhaup et al. (2002) obtained a maximum laccase activity of 740,000 U/L by growing *T. pubescens* in a 20-L stirred-tank reactor with an agitation speed of 100 rpm and with 2 mM copper ions. Rodríguez Couto et al. (2006) supplemented the medium with glycerol and copper ions and obtained a maximum laccase activity of 19,400 U/L by growing *T. hirsuta* in a 6-L airlift reactor. Tavares et al. (2006) reported a maximum laccase activity of 11,403 U/L with *T. versicolor* in a stirred-tank reactor of 1 liter in a medium supplemented with 30 μ M of xyloidine. Font et al. (2003) obtained a maximum laccase activity of 16,000 U/L by free cells of *T. versicolor* in a 0.5-L pulsed-bed reactor. *Galerina* sp. produced high laccase activity under optimized conditions in batch submerged fermentation (Gulden et al., 2005). Bahrin et al. (2010) used rice straw in a solid-state fermentation process using *Pleurotus sajor-caju*, for producing laccase. The highest laccase activity of 224.93 U/mg was obtained from the crude extract after 9 days of fermentation. Laccase was concentrated by ultrafiltration and purified using DEAE-Sepharose anion exchange chromatography. The peak fraction obtained was then loaded into Sephacryl S200-HR gel filtration chromatography. Laccase was purified by 43-fold to a specific activity of 19335 U/mg, with an overall protein recovery of 18.6%. It appeared as a single band on SDS-PAGE with an apparent molecular weight of 53 kDa.

Submerged cultivation can be carried out by utilizing inexpensive materials considered as “waste” and which are produced in large amounts (Dong et al., 2005; Revankar and Lele, 2006). These materials can contain considerable concentrations of soluble carbohydrates, nitrogen, minerals, vitamins and even inducers for enzyme production.

4.1.2 SOLID STATE FERMENTATION

Solid state fermentation (SSF) process occurs in absence or near absence of free liquid, using an inert substrate or a natural substrate as a solid support (Pandey et al., 1999). SSF is shown to be especially suitable for the production of enzymes by filamentous fungi because they mimic the conditions under which the fungi grow naturally (Moo-Young et al., 1983; Pandey et al., 1999). The use of natural solid substrates, especially lignocellulosic agricultural residues as growth substrates has been studied for various enzymes like cellulases including laccases (Brijwani et al., 2010a,b; Rodriguez Couto and Sanromán 2005). The presence of lignin and cellulose/hemicellulose act as natural inducers and most of these residues are rich in sugar promoting better fungal growth and thereby making the process more economical (Toca-Herrera et al., 2007). The major disadvantage with SSF is lack of any established bioreactor designs. There are several bioreactor designs reported in the literature that have addressed the main limitations of mass and heat transfer in solid media. But still, a lot of progress is to be made.



DON'T EAT YELLOW SNOW

What will your advice be?

Some advice just states the obvious. But to give the kind of advice that's going to make a real difference to your clients you've got to listen critically, dig beneath the surface, challenge assumptions and be credible and confident enough to make suggestions right from day one. At Grant Thornton you've got to be ready to kick start a career right at the heart of business.

Sound like you? Here's our advice: visit GrantThornton.ca/careers/students

Scan here to learn more about a career with Grant Thornton.



 **Grant Thornton**
An instinct for growth™

© Grant Thornton LLP. A Canadian Member of Grant Thornton International Ltd

Different types of bioreactor configurations have been studied for production of laccase. Rodriguez Couto et al. (2004a) studied three bioreactor configurations – immersion, expanded bed and tray for laccase production by *T. versicolor* using an inert (nylon) and non inert support (barley bran). They found that the tray configuration resulted in high laccase production. Rodriguez Couto et al. (2004b) also compared tray and immersion configurations for production of laccase by *T. hirsuta* using grape seeds as substrate. In this case also, tray configuration gave the best results. In a similar study by Rosales et al. (2007) tray configuration produced higher laccase activity in *T. hirsuta* cultures grown on orange peels.

Several studies on laccase production in SSF using agro-industrial wastes have already been reported. Gómez et al. (2005) observed that barley bran was the best lignocellulosic waste for producing laccase by solid state fermentation of *C. rigida*. The higher porosity and roughness of barley bran makes easier the attachment of the fungus to the support. Oil palm frond parenchyma tissue was used as a solid substrate for the production of laccase via SSF using the white rot fungus *Pycnoporus sanguineus*. Maximum laccase activity was achieved on day eight (950 U/m³) (Annuar et al., 2010). Laccase activity of 1570 U/L (on day 20) was obtained with *Trametes pubescens* in SSF with banana skin as support substrate. The most important characteristics that affect adhesive behavior of filamentous fungi to the support are hydrophobicity and surface charge. The higher hydrophobicity and its higher carbohydrate content cause the attachment of the fungus to the carrier easily (Osma et al., 2007). The use of rice straw as one of agricultural wastes was suitable for laccase production as it contains substances acting as inducers for laccase. Rodriguez Couto and Sanroman (2005) stated that using organic wastes rich in cellulose stimulated laccase production. The scarcity of bioreactor designs to perform solid-state processes along with the advantages offered by such processes promote the necessity of developing new bioreactor configurations or modifying the existing designs. These bioreactor designs are able to operate in continuous mode with high enzyme productivity for prolonged periods of time without operational problems and also allow the scale-up of the process. Rivela et al. (2000) developed a new bioreactor design for the production of ligninolytic enzymes under SSF conditions named immersion bioreactor. They obtained high ligninolytic activities. The bioreactor was able to operate in continuous mode (Rodriguez Couto and Toca Herrera, 2006). Dominguez et al. (2001) developed a rotating drum reactor for the production of ligninolytic enzymes under SSF conditions. This bioreactor was able to operate in batch and continuous mode. Also, Böhmer et al. (2006) reported the advantages of adapting the temporary immersion RITA[®]-System (Récipient à Immersion Temporaire Automatique) as a bioreactor for laccase production by white-rot fungi and its use for discoloration of synthetic dye.

During recent years, efforts are being made to develop strategies for maintaining the process under optimum condition, which can significantly increase the enzyme production. In SSF, since the fungi grow on heterogeneous substrate appropriation are important for designing and optimizing SSF processes for hyper production of fungal metabolites of industrial importance (Gomez et al., 2005). For effective laccase expression, it is important to optimize all the culture conditions and composition for production media for facilitating economic design of the full-scale fermentation operation system. The one factor-at-time strategy of improving fermentation conditions is the most often used operation in biotechnology for achieving high cell density, high yields of the enzyme or desired metabolic product in the microbial system. This strategy is not only time consuming, but also ignores the combined interactions between physico-chemical parameters. Optimization of medium by the conventional method involves changing one independent variable such as the pH, temperature, nutrient etc. and keeping the other factors constant. The conventional method for multifactor experimental design are time-consuming and not able to detect the true optimum, particularly due to the interactions among the factors (Liu and Tzeng, 1998) and frequently does not guarantee the determination of optimal conditions. In fermentation process, the operational variables interact and influence each other's effect on the response, it is important that the optimization methods account for its interactions so that a set of optimal experimental condition can be determined (Silva et al., 2005). By the use of different techniques, this limitation of a single factor optimization process can be eliminated. One of the techniques is response surface methodology. This technique is a collection of experimental strategies, mathematical methods and statistical inference and is used to explain the combined effects of all the factors in a fermentation process (Annaduari and Sivakumar, 2000). Several statistical designs are currently available to predict the behavior of a reaction through response surface methodology (Liu and Tzeng 1998; Elibol 2001; Khuri and Cornell 1987).

4.2 SUBSTRATES FOR LACCASE PRODUCTION

Several substrates have been used for laccase production (Table 4.1). Increased production of extracellular laccases in several species of white rot fungi when grown on natural substrates such as cotton stalk, molasses waste water, wheat bran and barley bran has been reported by several researchers (Ardon et al.1996; Kahraman, and Gurdal, 2002; Souza et al., 2002; Rodriguez Couto et al., 2002; Risna, and Suhirman, 2002). Use of agricultural and industrial wastes for laccase production is an effective way for reducing the production costs (Risna, and Suhirman, 2002).

4.3 EFFECT OF CARBON SOURCES ON LACCASE PRODUCTION

Carbon, nitrogen and copper sources regulate the level of gene transcription for laccase expression and are the main nutritional parameters studied for laccase production (Collins and Dobson, 1997). The carbon source in the medium plays an important role in production of ligninolytic enzyme. Glucose showed the highest potential for the production of laccase (Lee et al., 2006). Glucose is the easiest carbon source for fungi to metabolize but its effect on laccase production depends on the fungal strain. High concentrations of glucose are inhibitory to laccase production in various fungal strains (Lee et al. 2004). Use of excess of sucrose also reduced the production of laccase by blocking its induction and allowed constitutive production of enzyme. By the use of polymeric substrates such as cellulose, this problem was solved (Lee et al., 2004). Glucose has been found to increase the production in *Galerina* sp. HC1, but it inhibited the production in *Trametes pubescens* (Galhaup et al., 2002) and *Phlebia* sp. (Arora and Rampal, 2000; Daljit et al., 2002). Mansur et al. (1997) reported that fructose induced 100-fold increase in laccase production of Basidiomycete species I-62. Glucose and cellobiose were rapidly used by *Trametes pubescens* and produced high laccase activity (Galhaup et al., 2002). Fructose was shown to be a good carbon source for laccase production in *Pleurotus sajor-caju* (Bettin et al., 2009); cellobiose in *T. pubescens* (Galhaup et al., 2002); lactose or glycerol in *Pseudotrametes gibbosa*, *Coriolus versicolor* and *Fomes fomentarius* (Revankar and Lele, 2006) and cellobiose in *T. pubescens* (Galhaup et al., 2002). Replacement of crystalline cellulose or xylan by cellobiose increased the laccase activity of *C. unicolor* by 21 and 70-fold respectively (Elisashvili et al., 2008a). Furthermore, in *T. versicolor*, use of barley bran increased almost 50-fold laccase activity compared to the control culture with glucose (Moldes et al., 2004). *Pleurotus eryngii* and *P. ostreatus* strain No. 493 showed the highest laccase activity when grapevine sawdust and mandarine peels were used as carbon sources (Stajic et al., 2006). *T. versicolor* was found to produce high laccase activity when mandarin peels were used (Mikiashvili, et al., 2004).

4.4 EFFECT OF NITROGEN SOURCES ON LACCASE PRODUCTION

The ligninolytic systems of white-rot fungi are activated during the secondary metabolic phase of the fungus and are triggered by depletion of nitrogen (Keyser et al., 1978). Monteiro and De Carvalho (1998) noted high laccase activity with semi-continuous production in shake culture using a low carbon to nitrogen ratio (7.8 g/g). Buswell et al. (1995) found that laccases were produced at high nitrogen concentrations although it is generally accepted that a high carbon to nitrogen ratio is required for laccase production. Elishashvili et al. (2001) observed highest laccase activity in *C. unicolor* IBB 62 in a medium with ammonium sulphate as the nitrogen source. D'Souza-Ticlo et al. (2006) showed that well defined organic nitrogen sources such as glutamic acid and glycine were better than beef extract and corn steep liquor for laccase production. Heinzkill et al. (1998) also reported a higher yield of laccase using nitrogen rich media rather than the nitrogen-limited media usually employed for induction of oxidoreductases. On the other hand, while low nitrogen levels (as yeast extract) improves the laccase production in *Pleurotus ostreatus* (Prasad et al., 2005), *Coriolus versicolor* (Revankar and Lele, 2006) and *Pycnoporus sanguineus* (Pointing, 2001); high concentrations are needed for *Trametes pubescens* (Galhaup et al., 2002), *Trametes gallica* (Dong et al., 2005) and *Galerina* sp. HC1. Casein, another nitrogen source, was successfully used for the production of laccase in *Pleurotus sajor-caju*, *Trametes versicolor* and *Coriolopsis polyzona*; the laccase production was significantly improved when ammonium nitrate, ammonium sulfate, potassium nitrate and peptone were used as supplementary nitrogen sources (Bettin et al., 2009; Elisashvili et al., 2008).

4.5 EFFECT OF PH ON LACCASE PRODUCTION

The information on effect of pH and temperature effects on laccase production is scarce, but most reports show initial pH between 4.5 and 6.0 is suitable for enzyme production (Thurston, 1994). Nyanhongo et al. (1998) reported that an initial pH of 7.0 was the best for optimal growth and laccase production by a newly isolated strain of *T. modesta*.

4.6 EFFECT OF TEMPERATURE ON LACCASE PRODUCTION

The optimum temperature for laccase production is between 25 °C and 30 °C (Pointing et al., 2000). The optimal temperature for fruiting body formation and laccase production is 25 °C in the presence of light but 30 °C when the cultures are incubated in the dark (Messerschmidt and Huber 1990). In general, the fungi were cultivated at temperatures between 25 °C and 30 °C for optimal laccase production (Monteiro and De Carvalho 1998). When cultivated at temperatures higher than 30 °C, the activity of ligninolytic enzymes was reduced (Nyanhongo 1998).

4.7 EFFECT OF INDUCERS ON LACCASE PRODUCTION

Laccase production can be enhanced by the presence of inducers mainly aromatic or phenolic compounds related to lignin or lignin derivatives such as veratryl alcohol, guaiacol, gallic acid, ferulic acid and ethanol (Muthukumarasamy and Murugan, 2014). Also, laccase production can be considerably stimulated in the presence of inducing substances like ethanol, veratryl alcohol, 2,5-xylidine, guaiacol and ferulic acid. Production of laccase in *γ-proteobacterium* JB increased 13-fold due to addition of copper sulphate after the onset of growth. Similarly, Malachite Green, Ethidium bromide, Phenol Red and Thymol Blue also increased the laccase production by 17-, 19-, 4- and 2-fold (Kanam et al., 2004).

Zhang et al. (2010) reported that laccase activity was not significantly affected by the presence of Mg^{2+} , Zn^{2+} , Cu^{2+} ions and EDTA at the concentrations of 6.25–50 mM but was reduced by Ca^{2+} at 25–50 mM, Al^{2+} and Fe^{2+} at a concentration of 6.25–50 mM. These researchers also reported that *Lentinula edodes* laccase was inhibited in the presence of 1 mM Ca^{2+} (70%) and Zn^{2+} (64%) and was increased by 40% in the presence of 10 mM Cu^{2+} .



.....Alcatel-Lucent 

www.alcatel-lucent.com/careers

What if you could build your future and create the future?

One generation's transformation is the next's status quo. In the near future, people may soon think it's strange that devices ever had to be "plugged in." To obtain that status, there needs to be "The Shift".

Palmieri et al. (2000) reported that the addition of copper sulphate in the production media resulted in 50–fold increase in laccase activity when compared to a basal medium without using any copper sulphate. Similarly, oxidation of manganese ions was found to play an important role in the function of lignolytic complex of wood degradation, because it was able to efficiently oxidize certain types of non-phenolic compounds of lignin (Gorbacheva et al., 2009).

4.8 REFERENCES

Annadurai G and Sivakumar T (2000) Photocatalytic decolorization of Congo red over ZnO powder using Box–Behnken design of experiments. *Bioprocess Engg* 23: 167–173.

Annur, MSM, Murthy SS and Sabanatham V (2010) Laccase production from oil palm industry solid waste: Statistical optimization of selected process parameters. *Eng Life Sci* 10: 40–48.

Ardon O, Kerem Z and Hadar Y (1996) Enhancement of the laccase activity in liquid cultures of the ligninolytic fungus *Pleurotus ostreatus* by cotton stalk extract. *Journal of Biotechnol* 51: 201–207.

Arora, DS and Rampal MC (2000) Wheat straw degradation by some white rot fungi and there related enzymes, *Proceeding of 41st Annual Conference of Association of Microbiologists of India*, pp. 158–62.

Bahrin N, Lee PM and Ngalib K (2010) Isolation and purification of laccase from rice straw fermented with *Pleurotus sajor-caju*. 2010 International Conference on Science and Social Research, pp. 736–740, DOI: 10.1109/CSSR.2010.5773880.

Bettin F, Montanari Q, Calloni R, Gaio TA, Silveira MM and Dillon A J P (2009) Production of laccases in submerged process by *Pleurotus sajor-caju* PS-2001 in relation to carbon and organic nitrogen sources, antifoams and tween 80. *Journal of Industrial Microbiol and Biotechnol* 36: 1–9.

Bohmer U, Suhardi SH, and Bley T (2006) Decolorizing reactive textile dyes with white-rot fungi by temporary immersion cultivation. *Engineering Life Science* 6:417–20.

Brijwani K, Rigdon, A and Vadlani, PV (2010a) Fungal laccases: production, function, and applications in food processing. *Enz Res* 2010, 1e10.

Brijwani K, Oberoi HS, and Vadlani PV (2010b) Production of a cellulolytic enzyme system in mixed-culture solid-state fermentation of soybean hulls supplemented with wheat bran. *Process Biochemistry* 45(1): 120–128.

Buswell, JA, Cai Y and Chang ST (1995) Effect of nutrient nitrogen and manganese on manganese peroxidase and laccase production by *Lentinula (Lentinus) edodes*, *FEMS Microbiology Letters* 128(1): 81–88.

Collins PJ and Dobson ADW (1997) Regulation of laccase gene transcription in *Trametes versicolor*. *Appl Environ Microbiol* 63: 3444–3450.

Couto SR and Sanroman MA (2005) Application of solid-state fermentation to ligninolytic enzyme production. *Biochemical Engineering Journal* 22: 211–219.

Couto SR, Maria G, Miriam L and Sanroman MA (2002) Screening of supports and inducers for laccase production by *Trametes versicolor* in semi-solid-state conditions. *Process Biochemistry* 38: 249–255.



Maastricht University

Leading in Learning!

**Join the best at
the Maastricht University
School of Business and
Economics!**

Top master's programmes

- 33rd place Financial Times worldwide ranking: MSc International Business
- 1st place: MSc International Business
- 1st place: MSc Financial Economics
- 2nd place: MSc Management of Learning
- 2nd place: MSc Economics
- 2nd place: MSc Econometrics and Operations Research
- 2nd place: MSc Global Supply Chain Management and Change

Sources: Keuzegids Master ranking 2013; Elsevier 'Beste Studies' ranking 2012; Financial Times Global Masters in Management ranking 2012

Maastricht University is the best specialist university in the Netherlands (Elsevier)

**Visit us and find out why we are the best!
Master's Open Day: 22 February 2014**

www.mastersopenday.nl

Couto SR, Sanromán MA, Hofer D and Gübitz GM (2004a). Production of laccase by *Trametes hirsuta* grown in an immersion bioreactor and its application in the decolorization of dyes from a leather factory. *Engineering in Life Sciences*. 4(3):233–238.

Couto SR, Sanromán MA, Hofer D, and Gübitz GM (2004b). Stainless steel sponge: a novel carrier for the immobilisation of the white-rot fungus *Trametes hirsuta* for decolourization of textile dyes. *Bioresource Technology* 95(1): 67–72.

D'Souza DT, Tiwari R, Sah AK and Raghukumar C (2006) Enhanced production of laccase by a marine fungus during treatment of colored effluents and synthetic dyes. *Enzyme Microb Technol* 38: 504–511.

Daljit S, Arora Dr and Poonam Rampal (2002) Laccase production by some *Phlebia* species. *Journal of Basic Microbiol* 42(5): 295–301.

Dominguez A, Rivela I, Rodríguez Couto S and Sanromán MA (2001) Design of a new rotating drum bioreactor for ligninolytic enzyme production by *Phanerochaete chrysosporium* grown on an inert support. *Process Biochemistry* 37: 549–554.

Dong J, Zhang Y, Zhang R, Huang W and Zhang Y (2005) Influence of culture conditions on laccase production and isozyme patterns in the white-rot fungus *Trametes gallic*. *J Basic Microb* 45: 190–198.

Elibol M (2001) Optimization of medium composition for actinorhodin production by *Streptomyces coelicolor* A3(2) with response surface. *Process Biochem* 36: 1119–1124.

Elisashvili V, Kachlishvili E and Penninckx M (2008a) Effect of growth substrate, method of fermentation, and nitrogen source on lignocellulose-degrading enzymes production by white-rot basidiomycetes. *J Ind M icrobiol Biotechnol* 35: 1531–1538.

Elisashvili V, Penninckx M, Kachlishvili E, Tsiklauri N, Metreveli E, Kharziani T and Kvesitadze G (2008b) *Lentinus edodes* and *Pleurotus* species lignocellulolytic enzymes activity in submerged and solid-state fermentation of lignocellulosic wastes of different composition. *Bioresouce Technology* 99: 457–462.

Elisashvili V and Kachlishvili E (2009). Physiological regulation of laccase and manganese peroxidase production by white-rot *Basidiomycetes*. *Review J Biotechnol* (144): 37–42.

Elishashvili V., Parfar H., Kachlishvili E., Chichua D., Bakradze M. and Kokhraidze N. (2001). Ligninolytic activity of basidiomycetes grown under submerged and solid state fermentation on plant raw material (saw dust of grapevine cuttings). *Advances in Food Science*, 23, 117–123.

Font X, Caminal G, Gabarrell X, Romero S and Vicent MT (2003) Black liquor detoxification by laccase of *Trametes versicolor* pellets. *Journal of Chemical Technol & Biotechnol* 78: 548–554.

Galhaup C, Wagner H, Hinterstoisser B and Haltrich D (2002) Increased production of laccase by the wood-degrading basidiomycete *Trametes pubescens*. *Enzyme Microbial Technol* 30: 529–536

Gomez J, Pazos M, Couto SR and Sanroman RA (2005) Chestnut shell and barley bran as potential substrates for laccase production by *Coriolopsis rigida* under solid-state conditions. *Journal of Food Engineering* 68: 315–319.

Gorbacheva M, Morozova O, Shumakovich G, Streltsov A, Shleev S and Yaropolov A (2009) Enzymatic oxidation of manganese ions catalysed by laccase. *Bioorg Chem* 37: 1–5.

Gulden G, Stensrud O, Shalchian-Tabrizi K, and Kauserud H, (2005) *Galerina Earle*: A polyphyletic genus in the consortium of dark-spored agarics. *Mycologia* 97: 823–837.

Heinzkill M, Bech L, Halkier T, Schneider P and Anke T (1998) Characterization of laccases and peroxidases from wood-rotting fungi family Coprinaceae. *Applied and Environmental Microbiol* 64(5): 1601–1606.

Hess J, Leitner C and Galhaup C (2002) Enhanced formation of extracellular laccase activity by the white-rot fungus *Trametes multicolour*. *Applied Biochem and Biotechnol* 98–100(1–9): 229–241.

Kahraman SS and Gurdal IG (2002) Effect of synthetic and natural culture media on laccase production by white rot fungi. *Bioresource Technology* 82: 215–217.

Kanam M, Prince S and Neena C (2004). Copper and dyes enhance laccase production in γ -proteobacterium JB. *Biotechnol Lett* 26: 1047–1050.

Keyser P, Kirk TK and Zeikus JG (1978) Ligninolytic enzyme system of *Phanaerochaete chrysosporium*: synthesized in the absence of lignin in response to nitrogen starvation. *Journal of Bacteriology* 135: 790–797.

Khuri AI and Cornell JA (1987) Response Surfaces Design and Analysis. Marcel Dekker, Inc., New York.

Kunamneni A, Plou FJ, Antonio Ballesteros A and Alcalde M (2008) Laccases and their applications: A patent review. *Recent Patents on Biotechnology* 15: 10–24.

Lee JS, Lim MO, Cho KY, Cho JH, Chang SY and Nam DH (2006) Identification of medicinal mushroom species based on nuclear large subunit rDNA sequences. *J Microbiol* 44: 29–34.

Lee KH, Wi SG, Singh AP, and Kim YS (2004) Micromorphological characteristics of decayed wood and laccase produced by the brown-rot fungus *Coniophora puteana*. *Journal of Wood Science* 50(3): 281–284.

Liu BL and Tzeng YM, (1998) Optimization of growth medium for production of spores from *Bacillus thuringiensis* using response surface methodology. *Bioprocess Eng* 18: 413–418.



Empowering People. Improving Business.

BI Norwegian Business School is one of Europe's largest business schools welcoming more than 20,000 students. Our programmes provide a stimulating and multi-cultural learning environment with an international outlook ultimately providing students with professional skills to meet the increasing needs of businesses.

BI offers four different two-year, full-time Master of Science (MSc) programmes that are taught entirely in English and have been designed to provide professional skills to meet the increasing need of businesses. The MSc programmes provide a stimulating and multi-cultural learning environment to give you the best platform to launch into your career.

- MSc in Business
- MSc in Financial Economics
- MSc in Strategic Marketing Management
- MSc in Leadership and Organisational Psychology

BI NORWEGIAN BUSINESS SCHOOL

EFMD **EQUIS** ACCREDITED

www.bi.edu/master

Luke AK and Burton SG (2001). A novel application for *Neurospora crassa*: progress from batch culture to a membrane bioreactor for the bioremediation of phenols. *Enzyme Microb Technol* 29: 348–56.

Mansur M, Suarez T, Fernández-Larrea JB, Brizuela MA and Gonzalez AE (1997) Identification of a laccase gene family in the new lignin-degrading basidiomycete CECT 20197. *Appl Environ Microbiol* 63: 2637–2646.

Messerschmidt A and Huber R (1990) The blue oxidases, ascorbate oxidase, laccase and ceruloplasmin. Modelling and structural relationships. *European Journal of Biochem* 187(2): 341–352.

Mikiashvili N, Wasser S, Nevo E, Chichua D and Elisashvili V (2004) Lignocellulolytic enzyme activities of medicinally important basidiomycetes from different ecological niches. *Int J Med Mushr* 6: 63–71.

Mohorčič M, Friedrich J and Pavko A (2004) Decoloration of the diazo dye reactive black 5 by immobilised *Bjerkundera adusta* in a stirred tank bioreactor. *Acta Chimica Slovenica* 51(4): 619–628.

Moldes D, Lorenzo M and Sanroman, MA (2004) Different proportions of laccase isoenzymes produced by submerged cultures of *Trametes versicolor* grown on lignocellulosic waste. *Biotechnol Lett* 26: 327–330.

Monteiro MC and Carvalho MEA (1998) Pulp bleaching using laccase from *Trametes versicolor* under high temperature and alkaline conditions. *Applied Biochem and Biotechnol* 70–72: 983–88.

Moo-Young M, Moreira AR, and Tengerdy RP (1983) Principles of solid state fermentation, in *The Filamentous Fungi*, JE Smith, DR Berry, and B Kristiansen, Eds., pp. 117–144, Edward Arnold, London, UK.

Muthukumarasamy NP and Murugan S (2014). Production, purification and application of bacterial laccase: A Review. *Biotechnology* 13: 196–205.

Nyanhongo GS, Gomes J, Gübitz G, Zvauya, Read RJS and Steiner W (1998) Production of laccase by a newly isolated strain of *Trametes modesta*. *Bioresource Technology* 84(3): 259–263.

Osma JF, Herrera JLT and Couto SR (2007) Banana skin: A novel waste for laccase production by *Trametes pubescens* under solid-state conditions – Application to synthetic dye decolouration. *Dyes and Pigments* 75: 32–37.

Palmieri G, Giardina P, Bianco C, Fontallella B and Sannina G (2000). Copper induction of laccase isoenzymes in the lignolytic fungus *Pleurotus ostreatus*. *Applied Microbiol Biotechnol* 66: 920–924.

Pandey A, Selvakumar P, Soccol CR, and Nigam P (1999) Solid state fermentation for the production of industrial enzymes. *Current Science* 77(1): 149–162.

Pointing SB (2001) Feasibility of bioremediation by white-rot fungi. *Appl Microb and Biotechnol* 57: 20–33.

Pointing SB, Jones EBG and Vrijmoed LLP (2000). Optimization of laccase production by *Pycnoporus sanguineus* in submerged liquid culture. *Mycologia* 92(1): 139–144.

Prasad, KK, Venkata Mohan S, Sreenivas Rao R, Ranjan Bikas P and Sarma PN (2005) Laccase production by *Pleurotus ostreatus* 1804: Optimization of submerged culture conditions by Taguchi DOE methodology. *Biochem Eng J* 24: 17–26.

Revankar MS and Lele SS (2006) Enhanced production of laccase using a new isolate of white rot fungus WR-1. *Proc Biochem* 41:581–588.

Risna RA and Suhirman (2002). Ligninolytic enzyme production by Polyporeceae from Lombok, Indonesia. *Fungal Diversity* 9: 123–134.

Rivela I, Rodriguez Couto S and Sanroman A (2000) Extracellular ligninolytic enzymes production by *Phanerochaete chrysosporium* in a new solid-state bioreactor. *Biotechnol Lett* 22: 1443–1447.

Rodriguez Couto S and Sanroman MA (2005) Application of solid-state fermentation to ligninolytic enzyme production. *Biochemical Engineering J* 22: 211–219.

Rodriguez Couto S, Maria G, Miriam L and Sanroman MA (2002) Screening of supports and inducers for laccase production by *Trametes versicolor* in semi-solid-state conditions. *Process Biochemistry* 38: 249–255.

Rodríguez Couto S, Sanromán MA, Hofer D and Gübitz GM (2004a) Production of laccase by *Trametes hirsuta* grown in an immersion bioreactor and its application in the decolorization of dyes from a leather factory. *Engineering in Life Sciences* 4(3): 233–238.

Rodríguez Couto S, Sanromán MA, Hofer D, and Gübitz GM (2004b) Stainless steel sponge: a novel carrier for the immobilisation of the white-rot fungus *Trametes hirsuta* for decolourization of textile dyes. *Bioresource Technology* 95(1): 67–72.

Rodríguez Couto S and Toca Herrera JL (2006) Industrial and biotechnological applications of laccases: a review. *Biotechnol Adv* 24(5): 500–13.


Rodríguez Couto S, Lopez E and Sanroman MA (2006) Utilisation of grape seeds for laccase production in solid-state fermenters. *Journal of Food Engineering* 74: 263–267.

Rodríguez Couto S, Moldes D, Liébanas A and Sanromán Á (2003) Investigation of several bioreactor configurations for laccase production by *Trametes versicolor* operating in solid-state conditions. *Biochemical Engineering J* 15: 21–26.

Need help with your dissertation?

Get in-depth feedback & advice from experts in your topic area. Find out what you can do to improve the quality of your dissertation!

Get Help Now



Go to www.helpmyassignment.co.uk for more info



Rodríguez Couto S, Roudriguez A, Paterson RRM, Limba N and Teixeira JA (2006) Laccase activities from the fungus *Trametes hirsute* using an air lift bioreactor, *The Society for Applied Microbiology Letters in Applied Microbiology* 42: 612–616.

Rosales E, Couto SR and Sanromán MA (2007) Increased laccase production by *Trametes hirsuta* grown on ground orange peelings. *Enzyme and Microb Technol* 40(5): 1286–1290.

Schliephake K, Mainwaring DE, Lonergan GT, Jones IK and Baker WL (2000) Transformation and degradation of the disazo dye Chicago Sky Blue by a purified laccase from *Pycnoporus cinnabarinus*. *Enzyme Microb Technol* 27: 100–107.

Sedarati MR, Keshavarz T, Leontievsky AA and Evans CS (2003) Transformation of high concentrations of chlorophenols by the white-rot basidiomycete *Trametes versicolor* immobilized on nylon mesh. *Electronic Journal of Biotechnol* 6(2): 2737.

Silva CMMS, Melo IS and Oliveira PR (2005) Ligninolytic enzyme production by *Ganoderma* spp. *Enzyme Microb. Technol* 37: 324–329.

Souza, C, Zilly A and Peralta R (2002) Production of laccase as the sole phenoloxidase by a Brazilian strain of *Pleurotus pulmonarius* in solid state fermentation, *Journal of Basic Microbiol* 42: 83–90.

Stajic M, Persky L, Friesem D, Hadar Y, Wasser SP, Nevo E and Vukojevic J (2006) Effect of different carbon and nitrogen sources on laccase and peroxidases production by selected *Pleurotus* species. *Enzyme Microb Technol* 38: 65–73.

Tavares APM, Coelho MAZ, Agapito MSM, Coutinho JAP and Xavier AMRB (2006) Optimization and modeling of laccase production by *Trametes versicolor* in a bioreactor using statistical experimental design. *Applied Biochem and Biotechnol* 134(3): 233–248.

Thurston CF (1994) The structure and function of fungal laccases. *Microbiology* 140(1): 19–26.

Toca-Herrera JL, Osma JF and Rodríguez Couto S (2007). Potential of solid state fermentation for laccase production. In: *Communicating Current Research and Educational Topics and Trends in Applied Microbiology* A. Méndez-Vilas (Ed.), Formatex Publishers, Spain 1: 391–400.

Zhang GQ, Wang YF, Zhang XQ, Ng TB and Wang HX (2010) Purification and characterization of a novel laccase from the edible mushroom *Clitocybe maxima*. *Process Biochem* 45: 627–633.

Substrates
Wheat straw
Rice straw
Wheat bran
Rice bran
Maize bran
Gram bran
Sugar cane bagasse
Rice husk
Soy hull
Sago hampas
Grapevine trimmings dust
Corncoobs
Coconut coir pith
Saw dust
Banana waste
Tea waste
Cassava waste
Palm oil mill waste
Aspen pulp
Sugar beet pulp
Sweet sorghum pulp
Apple pomace
Peanut meal
Rapeseed cake
Coconut oil cake

Substrates
Mustard oil cake
Cassava flour
Wheat flour
Corn flour
Steamed rice
Steam pre-treated willow
Starch

Table 4.1: Substrates used for laccase production

Brain power

By 2020, wind could provide one-tenth of our planet's electricity needs. Already today, SKF's innovative know-how is crucial to running a large proportion of the world's wind turbines.

Up to 25 % of the generating costs relate to maintenance. These can be reduced dramatically thanks to our systems for on-line condition monitoring and automatic lubrication. We help make it more economical to create cleaner, cheaper energy out of thin air.

By sharing our experience, expertise, and creativity, industries can boost performance beyond expectations. Therefore we need the best employees who can meet this challenge!

The Power of Knowledge Engineering

Plug into The Power of Knowledge Engineering.
Visit us at www.skf.com/knowledge

SKF

5 MECHANISM OF ACTION OF LACCASES

Laccases have four copper atoms in their active site which participate in oxygen reduction and water production (Figure 5.1) (Placido and Capareda, 2015).

Laccases attack only the phenolic subunits of lignin. This leads to aryl-alkyl cleavage, C_a oxidation and C_a-C_b cleavage (Figures 5.2). Laccases catalyse reduction of the type 1 copper by reducing substrate; internal electron transfer from the type 1 to the type 2 and type 3 copper; reduction of oxygen to water at the type 2 and type 3 copper site (Kunamneni et al., 2007, 2008a; Madhavi and Lele, 2009; Brijwani et al., 2010). The oxidation of a reducing substrate by laccase enzyme involves the loss of a single electron and the formation of a cation radical. This radical is generally unstable and may undergo further laccase-catalyzed oxidation to form quinone from phenol or nonenzymatic reactions such as hydration, disproportion or polymerization (Xu, 1999). The transfer of electron from substrate to type 1 copper is probably controlled by redox potential difference. A lower oxidation potential of substrate or a higher redox potential of laccase often results in a higher substrate oxidation rate. It appears that the binding pocket of reducing substrate is shallow and has limited steric effect on simple phenol substrate. In contrast, the oxygen binding pocket appears to hinder the access of oxidizing agents other than oxygen. Activation of oxygen likely involves chemical bond formation on the trinuclear copper cluster. Solomon et al. (1996) suggested that the rate of oxidation of substrate is dependent upon its reduction potential. This implies that electron transfer from the substrate to the type 1 site is the rate determining step in turnover. Laccases resemble to other phenol-oxidizing enzymes, which by preference polymerize lignin by coupling of the phenoxy radicals produced from oxidation of lignin phenolic groups (Bourbonnais et al. 1995).

The substrate range of laccase can be extended to non-phenolic subunits by the addition of mediators (Figure 5.3) which are also termed as enhancers because its use enhances the catalytic performance of laccases to a very significant extent.

Laccases became much more significant in the area of many biotechnological applications after the discovery of high redox potential mediators.

Laccases are generally classified as low-, medium- or high-redox potential in function of their redox potential at the T1Cu (E'_{T1}) (Mate and Alcalde, 2015). Plant and bacterial laccases form the group of low-redox potential laccases. Fungal laccases include both medium- and high-redox potential enzymes. The medium-redox potential laccases are produced from ascomycetes and basidiomycetes. High-redox potential laccases are produced by basidiomycete white rot fungi. From a biotechnological viewpoint, high-redox potential generated much interest because a wider range of substrates can be oxidized (Rodgers et al., 2010). Table 5.1 shows redox potential of laccases from different sources (Xu et al., 1996).

Laccase can oxidize only phenolic fragments of lignin due to the random polymer nature of lignin and to its lower redox potential. Small low molecular weight compounds with higher redox potential than laccase itself (more than 900 mV) called mediators may be used to oxidize the non-phenolic part of lignin. A mediator is a small molecule which acts as a sort of electron shuttle. It is oxidized by the enzyme and produces a strongly oxidizing intermediate which is the co-mediator (oxidized mediator). It diffuses away from the enzyme and in turn oxidizes any substrate which is not able to directly enter into the active site due to its size. Alternately, the oxidized mediator could depend on an oxidation mechanism not available to the enzyme, thus extending the range of substrates accessible to it. In the laccase-dependent oxidation of non-phenolic substrates, earlier evidence suggests an electron-transfer (ET) mechanism with mediator ABTS, towards substrates having a low oxidation potential. Instead of that, a radical hydrogen atom transfer route may operate with N-OH type of mediators, if weak C-H bonds are present in the substrate. Figure 5.4 shows the differences between the oxidation mechanisms followed by ABTS radicals (Electron Transfer route) and HBT radicals (Hydrogen Atom Transfer route) in LMS for oxidation of non-phenolic substrates (Kunamneni et al., 2008b; Galli and Gentili, 2004).

Several mediators have been reported in the literature. Some of these are ABTS, 1-hydroxybenzotriazole (HBT), benzotriazole (BT), chlorpromazine (CPZ), promazine (PZ), remazol brilliant blue (RBB), 1-nitroso-2-naphthol-3,6-disulfonic acid (NNDS), violuric acid (VA), and 4-hydroxy-3-nitroso-1-naphthalenesulfonic acid (HNNS) but the most commonly used are the ABTS and the 1-hydroxybenzotriazole (HBT). Figure 5.5 shows the chemical structures of some mediators.

The laccase mediator system (LMS) was originally developed for solving problems in bio-bleaching of wood pulps and was first reported by Bourbonnais and Paice (1990) with the use of ABTS as the mediator. According to Bourbonnais et al. (1995), the delignification of kraft pulp by laccase can be promoted by a number of external synthetic, low molecular mass dyes, or other aromatic hydrogen donors. ABTS was the first mediator shown to be effective in the delignification of kraft pulp and lignin transformation by laccase. Call and Mucke (1997) reported Lignozyme process which uses laccase mediator system for delignification of kraft pulp.

Various laccases readily oxidize ABTS by free radicals to the cation radical $ABTS^+$ and the concentration of the intensely colored, green-blue cation radical can be correlated to the enzyme activity. It is well known that cation radicals represent an intermediate oxidation step in the redox cycle of azines and, upon extended oxidation and abstraction of the second electron, the corresponding di-cations can be obtained. The redox potentials of $ABTS^{+\bullet}$ and $ABTS^{2+}$ were found to be 0.680 and 1.09 V respectively.

The reaction mechanism mediated by ABTS seems to proceed as follows:

Laccase is activated by oxygen and the mediator is oxidized by the enzyme. The oxidized mediator diffuses into pulp and oxidizes lignin, breaking it into smaller fragments, which are easily removed from the pulp by means of alkaline extraction. The application of the laccase mediator system for bleaching of hardwood kraft pulp resulted in a reduction of kappa number, demethylation, and depolymerization of kraft lignin (Archibald et al., 1997; Reid, 1991).

TURN TO THE EXPERTS FOR **SUBSCRIPTION** CONSULTANCY

Subscribe is one of the leading companies in Europe when it comes to innovation and business development within subscription businesses.

We innovate new subscription business models or improve existing ones. We do business reviews of existing subscription businesses and we develop acquisition and retention strategies.

Learn more at [linkedin.com/company/subscribe](https://www.linkedin.com/company/subscribe) or contact Managing Director Morten Suhr Hansen at mha@subscribe.dk

SUBSCR**IBE** - to the future

HBT belongs to the *N*-heterocyclic compounds bearing *N*-OH groups mediators. Consuming oxygen HBT is converted by the enzyme into the active intermediate, which is oxidized to a reactive radical (R-NO \cdot). The redox potential of HBT has been estimated as 1.1–1.2 V. Laccase mediated catalysis has been used in a wide range of applications, such as delignification of pulp, bleaching of textile dyes, degradation of polycyclic aromatic hydrocarbon, degradation of pesticide or insecticide and organic synthesis. In pulp and paper industry, novel enzymatic bleaching technologies are attracting significant attention due to concerns regarding the environmental impact of the chlorine-based oxidants presently being used in delignification or bleaching. But synthetic mediators are toxic, expensive and usually inactivate the laccase at concentrations above 1 mM. New strategies to overcome this problem are being researched. Natural mediators such as *p*-coumaric acid, 4-hydroxybenzoic acid, syringaldehyde etc. are being explored (Kunamneni et al., 2007).

The LMS was successfully applied for delignification of kraft pulp (Call, 1994; Bourbonnais and Paice, 1996), the oxidation of benzyl alcohols (Johannes et al. 1996), aromatic methyl groups, polycyclic aromatic hydrocarbons (Majcherczyk et al. 1998; Johannes and Majcherczyk 2000; Johannes et al. 1998) and bleaching of textile dyes (Rodriguez et al. 2004; Reyes et al., 1999).

5.1 REFERENCES

Archibald FS, Bourbonnais R, Jurasek L, Paice MG and Reid ID (1997) Kraft pulp bleaching and delignification by *Trametes versicolor*. *Journal of Biotechnol* 53: 215–336.

Bourbonnais R, Paice, MG, Reid, ID, Lanthier P and Yaguchi M (1995) Lignin oxidation by laccase isozymes from *Trametes versicolor* and role of the mediator 2',2'-azinobis (3-ethylbenzthiazoline-6-sulphonate) in kraft pulp depolymerisation. *Applied and Env Microbiol* 61(5): 1876–1880.

Bourbonnais R and Paice MG (1996) Enzymatic delignification of kraft pulp using laccase and a mediator. *Tappi J* 79(6): 199–204.

Bourbonnais R and Paice MG (1990) Oxidation of non-phenolic substrates. An expanded role for laccase in lignin biodegradation. *FEBS Lett* 267: 99–102.

Brijwani K, Rigdon, A and Vadlani, PV (2010) Fungal laccases: production, function, and applications in food processing. *Enz Res* 2010: 1e10.

Call HP (1994) Process for modifying, breaking down or bleaching lignin, materials containing lignin or like substances. PCT World patent application WO 94/29510.

Call HP and Mücke I (1997) History, overview and applications of mediated lignolytic systems, especially laccase-mediator-systems (Lignozym®-process). *Journal of Biotechnol* 53(2–3): 163–202.

Galli C and Gentili P (2004) Chemical messengers: mediated oxidations with the enzyme laccase. *J Phys Org Chem* 17: 973–977.

Johannes C, Majcherczyk A and Huttermann A (1996) Degradation of anthracene by laccase of *Trametes versicolor* in the presence of different mediator compounds. *Appl Microbiol Biotechnol* 46: 313–317.

Johannes C and Majcherczyk, A (2000) Natural mediators in the oxidation of polycyclic aromatic hydrocarbons by laccase mediator systems. *Appl Environ Microbiol* 66: 524–528.

Johannes C, Majcherczyk A and Huttermann A (1998) Oxidation of acenaphthene and acenaphthylene by laccase of *Trametes versicolor* in a laccase-mediator system. *Journal of Biotechnol* 61: 151–156.

Kunamneni A, Ballesteros A, Plou FJ and Alcalde M (2007) Fungal laccase a versatile enzyme for biotechnological application, In: Mendez-Vilas, A. (Eds) *Communicating Current Research and Educational Topics and Trends in Applied Microbiology* 1: 233–245.

Kunamneni A, Plou Francisco J, Ballesteros A and Alcalde M (2008a) Laccases and their applications: A patent review. *Recent Patents on Biotechnol* 2(1): 10–24.

Kunamneni A, Camarero S, Garcia-Burgos C, Plou FJ, Ballesteros A and Alcalde M (2008b) Engineering and applications of fungal laccases for organic synthesis. *Microb Cell Fact* 7: 10.1186/1475-2859-7-32.

Madhavi V and Lele SS (2009) Laccase: Properties and applications. *BioResources* 4(4): 1694–1717.

Majcherczyk A, Johannes C and Huttermann A (1998) Oxidation of polycyclic aromatic hydrocarbons (PAH) by laccase of *Trametes versicolor*. *Enzyme and Microbial Technol* 22: 335–341.

Mate DM and Alcalde M (2015) Laccase engineering: from rational design to directed evolution. *Biotechnol Adv* 33: 25–40.

Placido J and Capareda S (2015) Ligninolytic enzymes: a biotechnological alternative for bioethanol production. *Bioresour Bioprocess* 2: 1–12.

Reid ID (1991) Biological pulping in paper manufacture. *TIBTECH* 9: 262–265.

Reyes P, Pickard MA and Vazquez-Duhalt R (1999) Hydroxybenzotriazole increases the range of textile dyes decolorized by immobilized laccase. *Biotechnol Lett* 21: 875–880.

Rodgers CJ, Blanford CF, Giddens SR, Skamnioti P, Armstrong FA and Gurr SJ (2010) Designer laccases: a vogue for high-potential fungal enzymes? *Trends Biotechnol* 28: 63–72.

Solomon EI, Sundaram UM and Machonkin TE (1996) Multicopper oxidases and oxygenases. *Chemical Reviews* 96(7): 2563–2605.

Xu F, Shin W, Brown SH, Wahleithner JA, Sundaram UM and Solomon EI (1996) A study of a series of recombinant fungal laccases and bilirubin oxidase that exhibit significant differences in redox potential, substrate specificity, and stability. *Biochim Biophys Acta* 1292(2): 303–311.



What do you want to do?

No matter what you want out of your future career, an employer with a broad range of operations in a load of countries will always be the ticket. Working within the Volvo Group means more than 100,000 friends and colleagues in more than 185 countries all over the world. We offer graduates great career opportunities – check out the Career section at our web site www.volvogroup.com. We look forward to getting to know you!

VOLVO
AB Volvo (publ)
www.volvogroup.com

VOLVO TRUCKS | RENAULT TRUCKS | MACK TRUCKS | VOLVO BUSES | VOLVO CONSTRUCTION EQUIPMENT | VOLVO PENTA | VOLVO AERO | VOLVO IT
VOLVO FINANCIAL SERVICES | VOLVO 3P | VOLVO POWERTRAIN | VOLVO PARTS | VOLVO TECHNOLOGY | VOLVO LOGISTICS | BUSINESS AREA ASIA

Xu F (1999). Laccase, In: Flickinger, MC and Drew, SW (eds.), Encyclopedia of Bioprocess Technology: Fermentation, Biocatalysis, Bioseparation, John Wiley & Sons Inc., New York, pp. 1545–1554.

	Laccase redox potential* (V vs. NHE)
<i>Polyporus pinsitus</i>	0.79
<i>Rhizoctonia solani</i>	0.73
<i>Rhus vernicifera</i>	0.44
<i>Scytalidium thermophilum</i>	0.53
<i>Mytheliophthora thermophila</i>	0.48

Table 5.1: Redox potential of laccases from different sources

*Laccase redox potentials (E_0) at pH 5.3

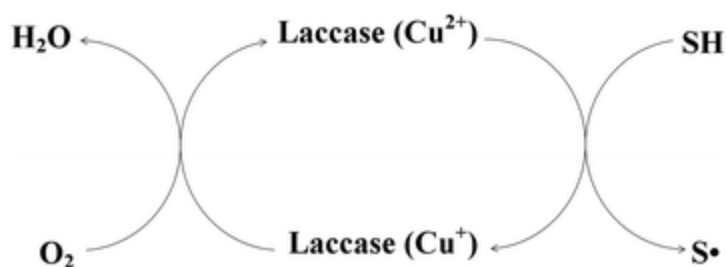


Figure 5.1: Laccase redox mechanism (Based on Placido and Capareda, 2015)

SH reduced substrate • oxidized substrate

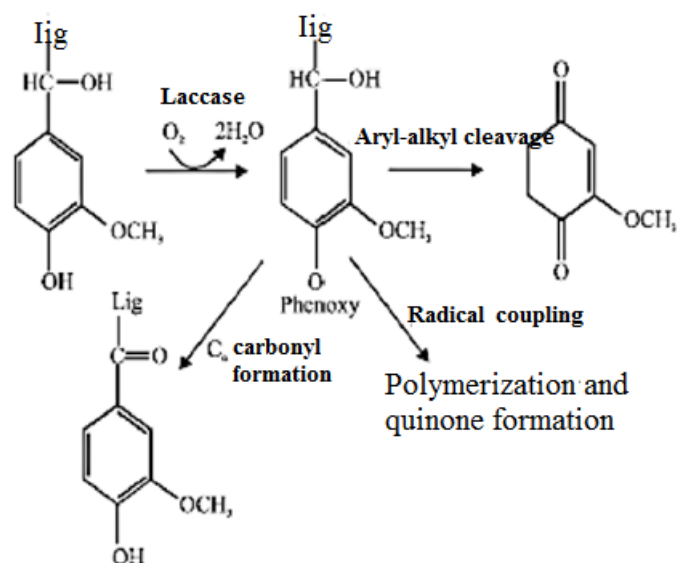


Figure 5.2: Oxidation of phenolic subunits of lignin by laccase (Based on Archibald et al., 1997)

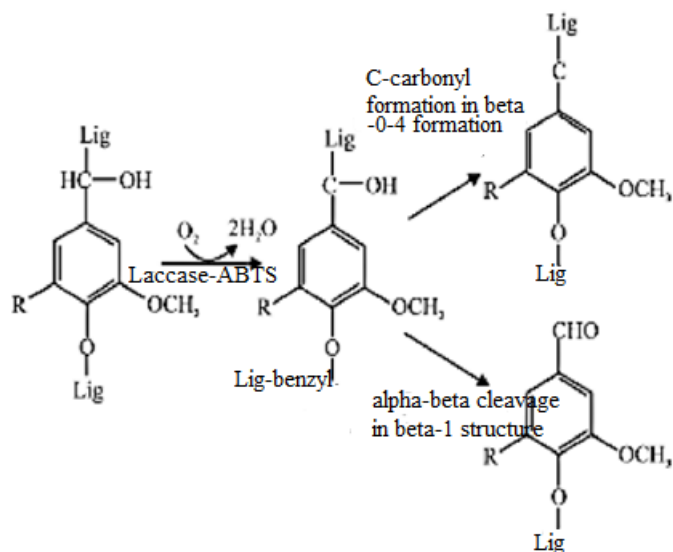


Figure 5.3: Oxidation of nonphenolic lignin model compounds by a Laccase Mediator System (Based on Archibald et al., 1997)

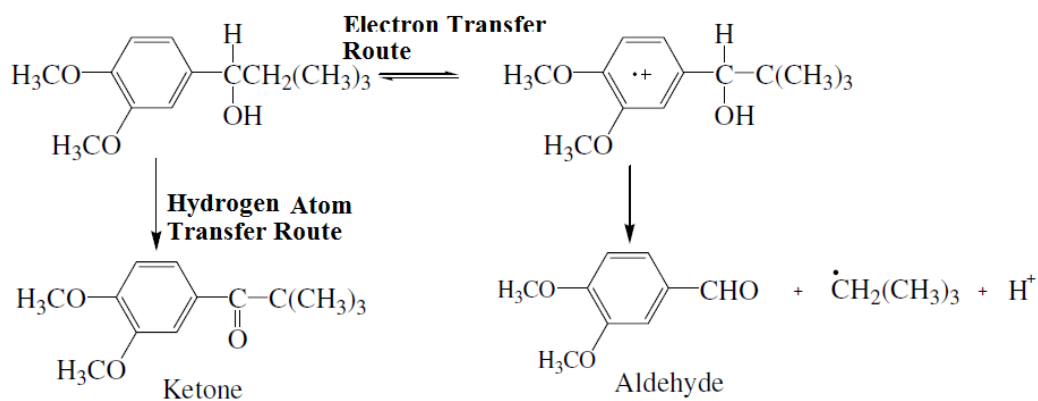


Figure 5.4: Oxidation mechanisms followed by ABTS radicals (Electron Transfer route) and HBT radicals (Hydrogen Atom Transfer route) in LMS for oxidation of non-phenolic substrates (Based on Kunamneni et al., 2008b and Galli and Gentili, 2004)

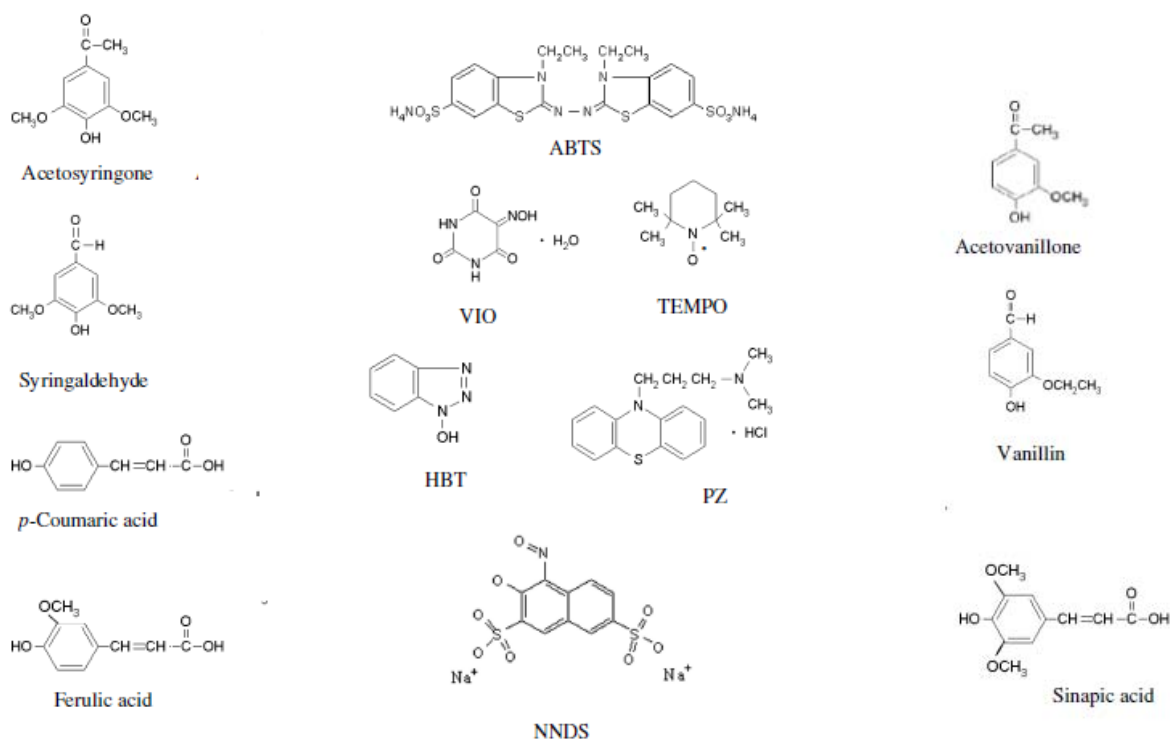


Figure 5.5: Chemical structures of some mediators

qaiteye[®]
Challenge the way we run

EXPERIENCE THE POWER OF FULL ENGAGEMENT...

**RUN FASTER.
RUN LONGER..
RUN EASIER...**

**READ MORE & PRE-ORDER TODAY
WWW.GAITEYE.COM**

6 LACCASES: APPLICATIONS

Laccases are of great interest to industry, and have been used in many processes (Kunamneni et al., 2007, 2008a,b; Rodriguez Couto and Toca Herrera, 2006; Shraddha et al., 2011; Singh Arora and Sharma, 2010; Widsten and Kandelbauer, 2008; Virk et al., 2012; Osma et al., 2010; Kudanga et al., 2011; Riva, 2006; Mikolasch and Schauer, 2009; Witayakran and Ragauskas, 2009a; Viswanath et al., 2014; Zucca et al., 2016; Bajpai et al., 2006a,b; Madhavi and Lele, 2009; Pezzella et al., 2015; Mate and Alclade, 2016; Cannatelli and Ragauskas, 2017).

Laccases are currently considered by many as an ideal green catalyst. There is an increased interest in the use of laccases to replace conventional chemical processes in the forest, textile and pharmaceutical sectors. These enzymes also have possible applications in several other sectors such as the food, cosmetics, paint, organic synthesis and bioremediation. Laccases have also a place in the production of bioethanol from lignocellulose materials. Indeed, the potential use of laccases for industrial and biotechnological applications is a thriving area of research.

Table 6.1 shows the breakdown in different sectors (Mate and Alclade, 2016). Table 6.2 shows some of the commercially available laccases. Among the commercially available laccases, there are bacterial laccases heterologously expressed in *Escherichia coli*, as well as laccases from filamentous fungi (*Aspergillus* sp.) and from several basidiomycete species including *Agaricus bisporus*, and *Trametes versicolor* (Mate and Alclade, 2016; Piscitelli et al., 2013).

6.1 FOREST INDUSTRY

The forest products sector includes companies involved in growing, harvesting and/or processing wood and wood fibre, manufacturing pulp, paper and paperboard products, and producing engineered and traditional type of wood products. Major challenges facing the pulp and paper industry in Europe and North America are increasing production costs, severe competition from new pulp and paper producers in Latin America and Asia, and complying with stringent environmental legislation (Viikari, 2002; Ragauskas, 2002; Stanko and Angus, 2006). Major issues in the pulp and paper industry include environment friendly bleaching, energy saving in pulping and bleaching processes, recycling of fibres, reduced generation of effluents and detoxification for saving fresh water and protecting the natural water bodies. Manufacturers of medium density fibreboard (MDF) and particleboard (PB), structural panels, solid wood joints, are under pressure to reduce production costs and harmful emissions of formaldehyde from the adhesives, and to improve the recyclability of product (Sellers, 2001; Maloney, 1996). Innovative approaches are needed to meet these challenges to reduce the amount of binder while maintaining the product quality. Another topic related to wood products is the chemical modification of their surface and bulk properties to improve their durability, range of application, and compatibility with other materials for use in hybrid products such as wood–plastic composites (Sellers, 2001). The manufacturing process of fibreboards includes pulping, so the pulping cost may also be an issue for fibreboards.

Laccase is one of the most important enzymes in terms of application versatility in the forest products industry (Mayer and Staples, 2002; Yaropolov et al., 1994; Leonowicz et al., 2001). Laccases with high redox potential can be used in almost the entire paper product production chain. In the forest product industry laccases are being explored for functionalization of cellulose fibres. Also, lignocellulosic materials with new resistance and stability properties are designed by means of phenolic compound grafts catalyzed by laccase. Laccases have been examined for improving compression degree in wood based panels by “in situ” enzyme lignin coupling without using any toxic adhesives containing formaldehyde. The forest products industry is increasingly turning to enzyme technology to meet the above challenges (Viikari, 2002; Ragauskas, 2002; Bajpai et al., 1999; 2012b; Borch et al., 2003).

Laccase is applicable to virtually the total production chain of paper products from pulping to recovery of secondary fibres and effluent treatment. Indeed, most of the published research and applications of laccase in the forest products industry relate to the pulp and paper sector, where particular emphasis has been placed on the use of laccase in biobleaching and mill water treatment. Emerging research areas focus on tailoring of lignocellulosic materials by laccase-assisted biografting of phenols and other compounds, and the use of laccase for adhesion enhancement in binderless wood boards.

The substrate range of laccase is not limited to phenols (Wells et al., 2006). It can be used with an oxidation mediator to oxidize non-phenolic substrates. Table 6.3 shows the application of laccase in forest products industry where the objective is to either remove or co-polymerize lignin.

This e-book
is made with
SetaPDF



PDF components for PHP developers

www.setasign.com

6.1.1 PULPING

The lignin-degrading fungi or enzymes are used for the pretreatment of lignocellulosic raw material. This process is referred to as biopulping. The treatment is generally carried out before pulping, and has also been used between the primary and secondary refiners in thermo-mechanical pulping (TMP) (Burton, 2001). The recent biopulping research has mainly focused on the use of the white-rot fungus *Ceriporiopsis subvermispota* (Blanchette et al., 1991; Akhtar, 1994; Ferraz et al., 2002; Hunt et al., 2004; Mendonc et al., 2004) which produces enzymes laccase and manganese peroxidase. Also, several other white-rot fungi and actinobacteria, expressing these enzymes, have been studied for biopulping (Leatham et al., 1990; Setliff et al., 1990; Kashino et al., 1993; Patel et al., 1994; Akhtar et al., 1997; Behrendt et al., 2000; Hatakka et al., 2002; Hernández et al., 2005; Selvam et al., 2006). Table 6.4 shows advantages of biopulping.

Although the bulk of biopulping research on lignocellulosics has focused on the use of the white-rot fungi, some researchers have also used laccase mediator system (LMS) to study biopulping (Dyer and Ragauskas, 2004; Petit-Conil et al., 2002; Vaheiri et al., 1991). Pine chips were treated with laccase together with mediator ABTS, HBT, or violuric acid (VA) by Dyer and Ragauskas (2004) before kraft pulping. Laccase/HBT was found to be the most effective LMS for increasing delignification and pulp yield. Petit-Conil et al. (2002) treated spruce chips with laccases obtained from three fungi with a mediator HBT before TMP. Use of laccase/HBT saved refiner energy with two of the laccases by up to 20%, but the use of third laccase increased it. The effect on pulp properties in terms of brightness and mechanical strength properties was mostly positive. The improved pulp properties were attributed to a modification of surface chemistry of the fibre and increased external fibrillation and bonding potential. A reduction of 15% in peroxide consumption during subsequent bleaching to comparable brightness was obtained with one of the laccases without using mediator compared to bleaching without laccase pretreatment. In a patent by Vaheiri et al. (1991), use of laccase pretreatment for reducing energy consumption during mechanical pulping was described. The treatment also enhanced the pulp strength properties and blue reflectance factor. Laccases can depolymerize lignin and delignify wood pulps due to its property of removing potentially toxic phenols which are generated during degradation of lignin (Virk et al. 2012). First laccase acts on small phenolic lignin fragments which react with the lignin polymer, and then results into its degradation. Furthermore, pretreatment of wood chips with ligninolytic fungi increases the pulp strength and the energy requirement for mechanical pulping is also reduced. *Cryptococcus albidus* producing laccase enzyme was effective in reducing the lignin content of eucalyptus wood and found suitable for biopulping (Singhal et al. 2005). Pretreatment of hardwood with *Phlebia tremellosa* (laccase producer) produced an 80% increase in the tensile strength. In *Phlebia brevispora* another laccase producer, energy requirement was reduced by 47% by incubating aspen chips for 4 weeks.

LMS is currently marketed by MetGenm Kaarina Finland for increasing throughput in mechanical pulping, for enhancing paper strength properties and reducing pitch problems (MetZyme[®] LIGNO™) (Mate and Alclade, 2016).

6.1.2 BLEACHING

Pulp bleaching is generally achieved by treating pulps with chlorine-based chemicals. This results in the formation of chlorinated aliphatic and aromatic compounds that could be carcinogenic, toxic and mutagenic (Bajpai, 2012a; Taspinar and Kolankaya 1998). In the recent years, it has been replaced by elemental chlorine free (ECF) and totally chlorine free bleaching (TCF) sequences (Stanko and Angus, 2006; Bajpai, 2012a). TCF processes use oxygen based- bleaching agents, mainly oxygen, alkaline hydrogen peroxide, and ozone, whereas ECF bleaching may also make use of chlorine chemicals other than elemental chlorine mainly chlorine dioxide (Bajpai, 2012a). ECF is found to be more effective than TCF in terms of bleaching effect. In North America, ECF bleaching is mostly used whereas in European mills, TCF bleaching is more common. In the recent years, intensive studies have been performed to develop enzymatic, environmentally benign, bleaching technologies. Research into use of enzymes is being driven to reduce overall production costs and improve work safety and also to meet the stringent environmental restrictions concerning the fresh water consumption in mills and effluent toxicity (Bajpai et al., 1999, 2012b). Debate is ongoing concerning the impact of ECF bleaching on the aquatic environment and whether the perceived benefits achieved with TCF bleaching are warranted in view of somewhat lower quality of TCF pulps and the higher production cost (Stanko and Angus, 2006). For the mills considering to starting TCF pulping, the challenge is to bridge the cost gaps as well as the quality between ECF and TCF pulps. Non-chlorine bleaching of pulp with laccase was first patented in 1994 using an enzyme treatment to obtain a brighter pulp with low lignin content (Luisa et al., 1996). Oxygen delignification process was commercially introduced in the last years to replace conventional and chlorine-based methods which are highly polluting. In spite of this method, use of laccase enzyme can provide milder and cleaner strategies of delignification that does not have any adverse impact on cellulose (Barreca et al., 2003; Gamelas et al., 2005; Shi, 2006; Xu et al., 2006). Laccases are able to delignify pulp when they are used together with mediators (Bajpai, 2012a; 2012b). Small natural low molecular weight compounds having high redox potential more than 900 mV, called mediators may be used to oxidize the non-phenolic residues from the oxygen delignification (Bourbonnais et al., 1997). The mediator gets oxidized by laccase and the oxidized mediator further oxidizes subunits of lignin that otherwise would not be laccase substrates (Bourbonnais and Paice, 1990; Call and Mucke, 1997). Although LMS has been studied extensively, there are still unresolved problems concerning with mediator recycling, cost and toxicity. However, some environmental benefits are realized and the fact that LMS could be easily implemented in the existing bleaching sequences is a major advantage that could possibly lead to a partial replacement of chlorine dioxide in pulp mills. Furthermore, the application of laccases in kraft pulp bleaching may result in higher pulp yields and energy savings.


Most studies on the development of LMS-biobleaching methods have been directed toward kraft pulps. Call and Mucke (1997) developed a biobleaching process called Lignozym®, which is based on laccase/HBT. This process performed well in pilot plant trials (Table 6.5). To effectively delignify, mediators should be stable and have electron redox potential (E_0) of at least 0.7V (Bourbonnais et al., 1997, Xu et al., 2002).

The most effective mediators discovered until now are N-heterocycles bearing N-OH-groups, the most important being HBT, VA and N-hydroxy acetanilide (NHA). Figure 6.1 shows the chemical structure of these most effective mediators.

Free eBook on Learning & Development

By the Chief Learning Officer of McKinsey

[Download Now](#)



In a comparative study on the efficiency of HBT, VA and NHA to mediate laccase bleaching of unbleached softwood kraft pulp, VA was found to be the best mediator in terms of delignification and extent of oxidation of residual lignin (Chakar and Ragauskas, 2004). Sealey and Ragauskas (1998) found the residual lignins of pre- and post-oxygen stage delignified kraft pulps subjected to laccase/NHA treatment to contain more O-4 linkages than those of the original oxygen delignified pulps. The survival of the O-4 linkages is inconsistent with the model compound studied by Kawai (1999) with laccase/HBT. A prerequisite for LMS used for biobleaching is that they are highly selective toward lignin and do not have any adverse effect on pulp viscosity. The high rate of carbohydrate degradation observed with certain mediators such as 2,2,6,6-tetramethylpiperidine-Noxyl (TEMPO) renders them unsuitable for biobleaching while other mediators such as VA, NHA, and HBT show high selectivity (Barreca et al., 2004, Chakar and Ragauskas, 2000; Poppius-Levlin et al., 1999, 2001). The LMS treatment followed by alkaline extraction results in significant delignification of chemical pulps (Bourbonnais and Paice, 1996), it must be incorporated into an ECF or TCF-bleaching sequence for obtaining fully bleached pulps. Investigations have shown that laccase/NHA (Paice et al., 2002), laccase/HBT (Kandioller and Christov 2001; Sealey et al., 2000), and laccase/polyoxometalate (Gamelas et al., 2007) can substantially reduce the demand of bleaching chemicals for chemical pulp or allow bleaching to lower kappa numbers and higher brightness.

Lignozym later introduced a new mediator, NHA that is biodegradable and has been claimed to be cost-effective (Amann 1997). Biobleaching with NHA also allows the enzyme to maintain about 80% of its original activity after treatment for an hour, whereas biobleaching with HBT have an adverse effect on enzyme activity.

Fu et al. (2000) bleached *Eucalyptus urophylla* Kraft pulp with laccase in the presence of NHA and achieved 43% reduction in kappa number after alkali extraction. The addition of surfactant improved the dissolution of lignin, and hence improved the pulp brightness and also the activity of the laccase. The effectiveness of HBT and NHA in LMS has been confirmed (Chakar and Ragauskas 2000). Higher levels of delignification were achieved with HBT compared to NHA.

Arias et al. (2003) have reported that application of the laccase from *Streptomyces cyaneus* in the presence of ABTS to bleaching of eucalyptus Kraft pulps resulted in a significant reduction in the kappa number by 2.3 U and an increase in the brightness by 2.2%, (as determined by the International Standard Organization test) of pulps, showing the suitability of *Streptomyces* laccases for industrial applications. A comparison of *T. versicolor* laccase with various mediators – ABTS, HBT, Remazol blue, nitroso-naphthols and phenothiazines has shown that HBT produced the most extensive delignification, but it also deactivated the enzyme and, therefore, required a higher dose of enzyme.

Poppius-Levlin et al. (1997) subjected three different chemical pulps, i.e., a unbleached Kraft pine pulp, oxygen-delignified (two stage) Kraft pine pulp, and birch formic acid/ peroxyformic acid (MILOX) pulps to laccase-HBT and laccase-ABTS treatments. HBT was found to be more effective than ABTS in delignifying pulp and gave higher pulp brightness. All the laccase/HBT-treated pulps showed better response to alkaline hydrogen peroxide bleaching, and as a consequence oxygen-delignified pulp and MILOX pulp obtained full brightness in one and two stages, respectively. Even the Kraft pine pulp reached a final brightness of 83%. Furthermore, a xylanase stage before or with laccase/HBT slightly improved the effect of laccase/HBT and resulted in a higher final brightness after peroxide bleaching than without using the xylanase treatment.

Kandioller and Christov (2001) used HBT, NHA, VA and potassium-octacyanomolybdate (IV) as mediators in combination with *T. versicolor* laccase at various dosages to delignify and bleach the pulps. Kappa number reduced between 5.6% and 64.3%, depending on the type of pulp, enzyme and mediator charge, following alkaline extraction. On all pulps, VA was the most effective mediator in terms of kappa number reduction. In terms of brightness increase after L-E treatment, VA was most efficient on bagasse soda pulp and hardwood sulfite dissolving pulp. HBT was the most efficient mediator in terms of brightness gain on bagasse soda pulp (4.0 points) and hardwood soda-AQ pulp (1.5 points), whereas VA was most efficient on hardwood sulfite dissolving pulp (1.1 points). Chlorine dioxide savings were obtained on all the three pulps: hardwood sulfite dissolving pulp (55% savings), hardwood soda-AQ pulp (50%) and bagasse soda pulp (50%).

Camarero et al. (2004) compared three fungal laccases (from *P. cinnabarinus*, *T. versicolor* and *P. eryngii*) and two mediators, ABTS and HBT. *P. cinnabarinus* and *T. versicolor* laccases in the presence of HBT showed the best results in terms of high brightness and reduced lignin content. The former laccase also resulted in largest removal of residual lignin and the best preservation of cellulose as shown by analytical pyrolysis, and was chosen for subsequent TCF bleaching. Up to 90% delignification and strong brightness increase were obtained after an LM treatment followed by hydrogen peroxide bleaching. This TCF sequence was further improved by applying hydrogen peroxide under pressurized oxygen.

Chandra et al. (2001) have reported that the bleaching of high kappa Kraft pulps with an LMS showed 42.6–61.1% delignification following extraction with peroxide when VA was used as the mediator. The pulp yield, after the alkaline extraction, was +99.9%. A comparison of mediator efficiency showed that VA was superior to N-hydroxybenzotriazole or N-acetyl-N-phenyl hydroxylamine for delignification of high lignin content pulps. Molecular modeling of these three mediators shows an elevated impaired electron density for VA over the other mediators, perhaps accounting for its improved performance. Structural analysis of the residual lignin after the laccase treatments showed that the laccase-stage oxidizes basically the phenolic structures of lignin. Full sequence ECF bleaching of high- and low-kappa SW Kraft pulps after an L(EoP) or L-L(EoP) showed that the pulps could be readily bleached to +85 Tappi brightness.



www.sylvania.com

We do not reinvent the wheel we reinvent light.

Fascinating lighting offers an infinite spectrum of possibilities: Innovative technologies and new markets provide both opportunities and challenges. An environment in which your expertise is in high demand. Enjoy the supportive working atmosphere within our global group and benefit from international career paths. Implement sustainable ideas in close cooperation with other specialists and contribute to influencing our future. Come and join us in reinventing light every day.

Light is OSRAM

OSRAM SYLVANIA 

Bajpai et al., (2006b) examined the delignification efficiency of different laccase enzymes on the eucalyptus Kraft pulp. The laccase enzyme from *Trametes versicolor* showing the highest delignification efficiency was used in the ECF sequence for improving the pulp bleachability. Significant reduction in chlorine dioxide consumption was also obtained. More reduction in chlorine dioxide consumption was obtained when the same laccase treated pulp was subjected to an acid treatment after the extraction stage followed by the DEPD sequence. ECF bleaching was also conducted using the xylanase-laccase treated pulp. Xylanase treatment was incorporated to the laccase mediator system in the elemental-chlorine free bleaching both sequentially and simultaneously. The bleaching sequence DEPD followed and in both the cases, the reduction in chlorine dioxide consumption was higher as compared to the control. The chlorine dioxide consumption was reduced further when xylanase-laccase treated pulp was given an additional acid treatment. The final pulp properties of the treated pulps were comparable to the control pulp.

Call et al. (2004) studied chlorine dioxide saving potential of different enzymatic treatments. Treatments were performed with an extended hydrolase-mediated oxidation system (HOS), and an improved laccase oxidation system (LASox). Before chlorine dioxide sequences, these enzymatic treatments, achieved a kappa reduction of 40%, with only a small reduction in viscosity. After the chlorine dioxide sequences, the 88.5% ISO brightness target was easily achieved. Strength properties of untreated and enzyme treated pulps were equivalent. A saving of around half of the chlorine dioxide charge at good strength properties, and at a comparable cost, was possible. One disadvantage was some loss in hemicellulose content (2%), probably due to the presence of impurities in the hydrolase (lipase) formulation used. Nonetheless, this enzymatic approach appears to have high potential for delignification and chlorine dioxide saving.

In Paprican (now FP Innovations), the use of transition metal complexes as catalytic mediators in the enzymatic delignification and bleaching of Kraft pulps was studied by Paice et al. (2001) and Bourbonnais et al. (2000). Softwood Kraft pulp delignified with oxygen was treated with laccase in the presence of potassium octacynomolybdate which is a transition metal complex. At all charges of mediator, pulp delignification was higher in comparison to control pulps. However, there was slight loss of pulp viscosity at the highest dosage of mediator. Treatment of hardwood Kraft pulp under the similar reaction conditions produced similar results. The molybdenum mediator was found to be recycled after pulp delignification and could be reused with the same efficiency as the fresh mediator. LMS was also found to be effective in removing hexenuronic acid from Kraft pulp (Fagerstrom et al., 2001).

Codexis Inc., United States has patented binary mediator system which bleaches cellulose efficiently when used in combination with laccase (Cheng et al., 2003). It includes prooxidants and prodegraders, and a laccase enzyme from the fungus *Aspergillus*. The prooxidants used are ascorbic, salicylic, and nicotinic acids; their salts; lignin sulfonates; and mixtures of these substances. They are efficient laccase enhancers by themselves, in both oxidation of some dyes (e.g., Chicago blue) and delignification of paper pulp. The prodegraders used are urea, thiourea, sulfaminic acid, sulfamide, guanidine, methylsulfonic acid, and their mixtures. These substances are not laccase enhancers by themselves. However, simultaneous use of prooxidants and prodegraders results in more efficient paper pulp delignification as compared with prooxidants not supplemented with prodegraders.

The cost of synthetic mediators tends to be prohibitive for implementation in biobleaching. This has generated interest in natural mediators obtained from plants or as industrial by-products. One of the first natural laccase mediators found was syringaldehyde (Kawai et al., 1989). Potentially cost-effective lignin-derived natural mediators – p-coumaric acid, syringaldehyde, and acetosyringone – obtained from spent pulping liquors and plant materials, were studied by Camarero et al. (2007). Figure 6.2 shows the chemical structure of few natural mediators for laccases.

6.1.3 FIBRE MODIFICATION

Laccase and LMS can modify the fibre and improve its properties (both physical and chemical) by enzymatic activation of fibres containing high lignin-content (Mocciutti et al. 2008; Chen et al. 2012). Lund and Felby (2001) found that wet tensile strength properties were significantly improved when the unbleached high-yield kraft pulp was modified with LMS. However, they did not observe any effect on the dry tensile strength. Mohandass et al. (2008) reported that laccase oxidation of pulp fibres increased the amount of carboxyl groups contained on the original fibres. This modification improved fibre swelling and flexibility and was found advantageous in the bonding of pulp fibres in paper to increase paper strength (Witayakran and Ragauskas 2009b). Chen et al. (2012) observed that carboxyl group content and physical strength properties of old corrugated container pulp increased with laccase or a laccase-HBT system (Chen et al., 2012). Wong et al. (2000) found that laccase treatment of mechanical pulp improved paper strength by increasing the interfibre bonding.

Compared to laccase alone, LMS are more effective in terms of increasing strength of kraft paper produced from unbleached pulp. With a low dose of laccase/HBT, Wong et al. (1999) improved the strength of paper produced from high-yield kraft pulp. The wet strength of kraft paper produced from unbleached high-yield pulp increased with LMS treatment with different mediators (Lund and Felby, 2001). LMS combined with heat treatment improved wet strength more than the LMS treatment alone. This was ascribed to polymerization of lignin in the handsheets, and to crosslinking of phenoxy radicals in adjacent fibres. These researchers observed that treatment with laccase alone had only a very little effect on the wet strength of the pulp, whereas addition of lignin rich extractives significantly increased the wet strength after the enzyme treatment (Lund and Felby, 2001).

Lund and Felby (2000) patented a process for producing corrugated paperboard or corrugated containers with LMS to produce a paper material with improved wet strength. The wet strength of paper materials was improved without using wet strength resins which makes the product more easily re-used.



Discover the truth at www.deloitte.ca/careers

Deloitte.

© Deloitte & Touche LLP and affiliated entities.

Hansen et al. (1995) patented a process for producing linerboard or corrugated medium having increased strength. These researchers found that the strength of the linerboard/corrugated medium could be increased by treating the pulp suspension with a phenol-oxidizing enzyme system in the stock preparation section prior to the paper machine. This strengthening is attributed to cross-linking of the lignin present at the surface of the individual pulp fibres.

By laccase-assisted polymerization of vanillic acid, Yamaguchi et al. (1994) prepared dehydrogenative polymer and deposited on laccase-treated TMP. The water resistance and tensile strength of TMP paper increased. This was ascribed to coupling reactions between fibre lignin and dehydrogenative polymer, and also to an increase in fibre contact area. In another study (Yamaguchi et al., 1992), dehydrogenative polymers with laccase from various phenols including tannic acid, vanillic acid, and catechol were prepared and precipitated on TMP. This improved the ply bond strength.

6.1.4 PITCH CONTROL

Lipophilic extractives from wood and other lignocellulosic materials are often referred to as wood resins. These cause the pitch deposits in the pulp and paper manufacturing processes. Pitch presents a serious problem for the paper industry. Wood resins include the following:

- Alkanes
- Fatty alcohols
- Fatty acids
- Resin acids
- Sterols
- Terpenoids
- Conjugated sterols
- Triglycerides
- Waxes

Table 6.7 presents examples of prominent types of lipophilic wood extractives causing pitch problems. Pitch problem makes the paper machine operation very difficult and inefficient and reduce the quality and benefits (Back, 2000; Allen, 1975, Allen 2000a, b). The problems are mentioned below (Back and Allen, 2000):

- Reduced production levels
- Higher equipment maintenance costs
- Higher operating costs
- Increased incidence of defects in the finished products

The effluents containing wood extractives are found to be toxic and harmful to the environment (Bajpai, 2012b; Leach and Thakore 1976; Liss et al. 1997). Otero et al. (2000) have reported that pitch problems are greater in mills having a high degree of water circuit closure. Both microbial and enzymatic products for wood and pulp respectively have been commercialized. Laccase is one of the enzymes useful for solving pitch problems; it has been shown to modify lipophilic extractives (Bajpai, 1999; Bajpai et al., 1999; Dube et al., 2009).

Promising results have been reported by the use of oxidative enzymes, particularly laccases in the presence of redox mediators which are effective on several lipophilic extractives such as fatty acids, resin acids, free and conjugated sterols and triglycerides (Gutiérrez et al., 2006a,b,c). With laccases, a double benefit can be obtained from their application on pulps in the presence of redox mediators. These compounds enable laccase to remove residual lignin, as well as extensive degradation of pulp extractives including the most recalcitrant compounds, such as sterols and resin acids. Karlsson et al. (2001) first reported reactivity of *Trametes* species laccase on polyunsaturated fatty acids and conjugated resin acids. Similar action of laccase on trilinolein was reported by Zhang et al. (2002a). In the reaction with trilinolein, the major oxidation products identified were monohydroperoxides, bishydroperoxides and epoxides. Similarly, a reduction over 30% of lipophilic extractives present in softwood pulp from TMP pulping and process waters was also reported (Buchert et al., 2002; Dubé et al., 2009; Zhang et al., 2000, 2005). Paice (2005) reported about 85% removal of extractives from mechanical pulp by laccase treatment (Figure 6.3).

Gutiérrez et al. (2006b,c) reported the use of LMS for the removal of lipophilic extractives present in pulps from different origins. Laccase from *Pycnoporus cinnabarinus* in the presence of the mediator HBT was very efficient in removing free and conjugated sterols by 95–100% from eucalyptus kraft pulp; triglycerides, sterols and resin acids by 65–100% from spruce TMP pulp; and fatty alcohols, alkanes and sterols by 40–100% from flax soda pulp. The removal of lipids by laccase-HBT resulted in the formation of several oxidized derivatives that were absent or presented low abundances in the initial pulps. In spite of this, the total lipid content in pulps reduced significantly, and the problematic compounds were completely removed. In another study, the enzymatic treatment was applied as an additional stage of an industrial-type TCF sequence for bleaching eucalyptus kraft pulp (Gutiérrez et al., 2006a) showing the complete removal of free and conjugated sitosterol. Pulp brightness was also improved due to the simultaneous removal of lignin by LMS treatment. Molina et al. (2008) conducted further research on the chemistry of the reactions of LMS with model lipids representative for the main lipophilic extractives present in hardwood, softwood and non-wood paper pulps. The reaction products were identified and quantified during the treatment for understanding the degradation patterns. About 60–100% decrease of the initial amount of unsaturated compounds was seen at the end of 2 h laccase-HBT treatment. Similarly, a reduction of 20–40% of these unsaturated lipids was seen after treatment with laccase alone except in the cases of abietic acid which reduced by 95%, and cholesteryl palmitate and sitosterol that were not affected. This confirmed that laccase alone reduced the concentration of some unsaturated lipids (Karlsson et al., 2001; Zhang et al., 2002b). But with LMS, the most rapid and extensive lipid modification was achieved (Molina et al., 2008). Model unsaturated lipids were largely oxidized and the major products identified were epoxy and hydroxy-fatty acids from fatty acids, and free and esterified 7-ketosterols and steroid ketones from sterols and sterol esters.

Gutiérrez et al. (2007) treated unbleached eucalyptus kraft pulp with a fungal laccase in the presence of acetosyringone, syringaldehyde, and p-coumaric acid as mediators. The enzymatic treatment using syringaldehyde as mediator caused the highest removal by more than 90% of free and conjugated sitosterol, similar to that obtained with HBT, followed by acetosyringone which showed over 60% removal, whereas p-coumaric acid was not much effective. Moreover, recalcitrant oxidized steroids which survived in laccase-HBT treatment could be removed when using these natural mediators. Pulp brightness also increased by the laccase treatment in the presence of the above phenols followed by the hydrogen peroxide stage due to the simultaneous removal of lignin.

6.1.5 DEINKING OF RECYCLED FIBRE

Paper recycling activities are increasing due to growing environmental awareness, robust overseas markets and domestic demand. Wastepaper recycling enables the following:


- Substitution of virgin pulp with recycled fibres
- Reduces the exploitation of old forests
- Reduces disposal problems

Table 6.8 shows the benefits of using recycled fibre.


Recycling technologies have been improved by the developments in pulping, flotation deinking, cleaning, screening & bleaching, and also by efforts to boost overall yield, encouraging developments of products based on recycled materials.

SIMPLY CLEVER

ŠKODA



We will turn your CV into an opportunity of a lifetime



Do you like cars? Would you like to be a part of a successful brand? We will appreciate and reward both your enthusiasm and talent. Send us your CV. You will be surprised where it can take you.

Send us your CV on
www.employerforlife.com



The difficulty in dealing with secondary fibre is the removal of contaminants, particularly ink. Some paper grades, such as newspapers can be deinked with relative ease by conventional deinking processes. Non-impact-printed papers are more difficult to deink. Colour printing via offset lithography is expanding in the United States; other countries are also expected to follow. The cross-linking inks used in this process are also difficult to remove by conventional methods. Mixed office waste is a source of high quality fibre that can be used for fine papers and many other products, if the deinking process can be improved. Ink removal continues to be a major technical problem to greater use of recycled paper. Conventional deinking processes use large quantities of chemicals. Enzyme assisted deinking is an environmentally friendly alternative to conventional deinking processes (Anon, 2010; Bajpai, 1999; Bajpai and Bajpai, 1998; Bajpai, et al., 1999; Ma and Jian, 2002; Mohammed, 2010; Puneet et al., 2010; Xu et al., 2004).

Research has been conducted into deinking of recycled wood-based fibres using laccase and LMS. Li et al. (2000) performed oxidative bleaching of yellow paper with hydrogen peroxide, pressurized oxygen, and LMS. It was found that a LMS treatment, using violuric acid as a mediator, was able to increase the brightness of an unspecified yellow dyed recycled paper from TAPPI brightness 43.5 to 55.0 after biobleaching, achieving significant dye removal. Selvam et al. (2005) reported that laccase treatment reduced the kappa number and increased the brightness of waste photocopy paper.

Hager et al. (2002) investigated whether LMS would be suitable for deinking processes (such as ink detachment and dirt speck reduction) that are run in neutral conditions under atmospheric pressure. They tested two laccases (from *Trametes villosa* and *Myceliophthora thermophila*) and three mediators: ABTS, HBT and violuric acid. Treatment with laccase or laccase with mediator lowered the brightness of artificially aged prints, deinked pulp, and unprinted recycling papers. Subsequent tests indicated that laccase treatment resulted in yellowing of lignin in groundwood and thermomechanical pulp. This yellowing could not be reversed by subsequent alkaline extraction, peroxide bleaching or FAS bleaching. These results suggest that laccase mediator bleaching would not benefit a mill recycling lightly coloured papers containing a high percentage of groundwood or thermomechanical pulp. A recycle mill treating highly coloured papers with a low percentage of groundwood and thermomechanical pulp may still benefit. Also, the neutral pH and/or atmospheric oxygen conditions may have affected laccase selectivity. Patents on deinking and bleaching of waste paper with laccase and other enzymes include those by Call (1991b) and Franks et al. (2000). In a study by Arjona et al. (2007), a bleaching sequence included laccase-mediator system stage (L), a hydrogen peroxide stage (P) and a sodium hydrosulfite stage (Y) on a mixture of different coloured writing and printing papers. After the application of L-P-Y sequence, a pulp with optical properties near to eucalyptus totally bleached pulp was obtained. The L-P-Y sequence reaches a colour removal of 90% and saves chemicals in the final stages.

Xu et al. (2004) studied the deinking of old newspaper (ONP) using cellulase or hemicellulase in conjunction with LMS. The synergistic use of the two enzymes led to the production of pulps with superior brightness and strength compared to those prepared using only one of the enzymes. ONP deinked using cellulase and the LMS had a brightness of 55.9% ISO after bleaching with hydrogen peroxide, a breaking length of 2.13 km and a tear index of 6.43 mN m²/g. The respective increases in brightness were 2.4 percentage points and 3.8 percentage points compared to the use of cellulase alone and laccase system alone. The breaking length was 30% higher, pulp brightness (after hydrogen peroxide bleaching) of 60.4% ISO, breaking length of 1.94 km and a tear index of 6.54 mN m²/g. The respective increases in brightness were 2.7% and 8.3% compared to the use of hemicellulase alone and laccase system alone. The breaking length was 20% higher than obtained with the use of hemicellulase alone.

6.1.6 TREATMENT OF MILL PROCESS WATER AND EFFLUENT

Strict environmental regulations are forcing pulp and paper producers to reuse their process water for reducing their fresh water consumption and effluent discharge (Bajpai, 2012a). The closure of water circuits in recycled paper mills leads to the accumulation of dissolved and colloidal material in the process water. These compounds originate from the recycled paper used as raw material; they include anionic trash, secondary stickies, pitch, microorganisms, odour components, salts and calcium hardness (Bajpai and Bajpai 1999). DCS are primarily constituents of wood, such as hemicelluloses, pectins, lipophilic extractives and lignin. Typical negative effects of these materials are presented in Table 6.9 (Habets et al. 1997). Other problems have arisen gradually so that mills have adapted to them or have learnt to live with them. In many cases, the mills use furnish of higher quality than normal, which means that it is relatively clean of contaminants and contains fibres with relatively high freeness (Barton et al. 1995).

It is important to remove harmful white water constituents before the water is recirculated back into the production process. This is accomplished by using evaporators; but they have high operating costs and the investment is also high (Wiseman and Ogden 1996). Because of the lack of economically viable in-mill treatment technology, the white water finally is discharged as wastewater when the concentration of harmful constituents increases to an unacceptable level. Biological in-mill white water treatments are being performed where the part of the contaminants are consumed by microorganisms (Widsten et al., 2004a; Alexandersson and Malmqvist, 2005; Latorre et al., 2007). The biological treatment of white water improves clarification significantly, as organic compounds stabilising the fines in suspension are consumed by the bacteria which are present in the bioreactor. The main carbon sources are the carbohydrates and extractives. These are responsible for poor first-pass retention, poor dewatering on the wire and bad smell in the product. Use of internal biological treatment will improve the efficacy of conventional wastewater treatment systems. It will also eliminate the possibility of secondary solids, as the carbon source is consumed in the bioreactor. The clear filtrate from the pulping should be cooled before biological treatment if the temperature exceeds 30–35°C. Also, it should be supplemented with phosphorous and nitrogen. The pH should also be adjusted to neutral. Several types of bioreactors and methods are available and the selection of appropriate technology will depend on a particular case. Most mills are already using biological effluent treatment, which can



e-learning for kids

- The number 1 MOOC for Primary Education
- Free Digital Learning for Children 5-12
- 15 Million Children Reached

About e-Learning for Kids Established in 2004, e-Learning for Kids is a global nonprofit foundation dedicated to fun and free learning on the Internet for children ages 5 - 12 with courses in math, science, language arts, computers, health and environmental skills. Since 2005, more than 15 million children in over 190 countries have benefitted from eLessons provided by EFKI. An all-volunteer staff consists of education and e-learning experts and business professionals from around the world committed to making difference. eLearning for Kids is actively seeking funding, volunteers, sponsors and courseware developers; get involved! For more information, please visit www.e-learningforkids.org.

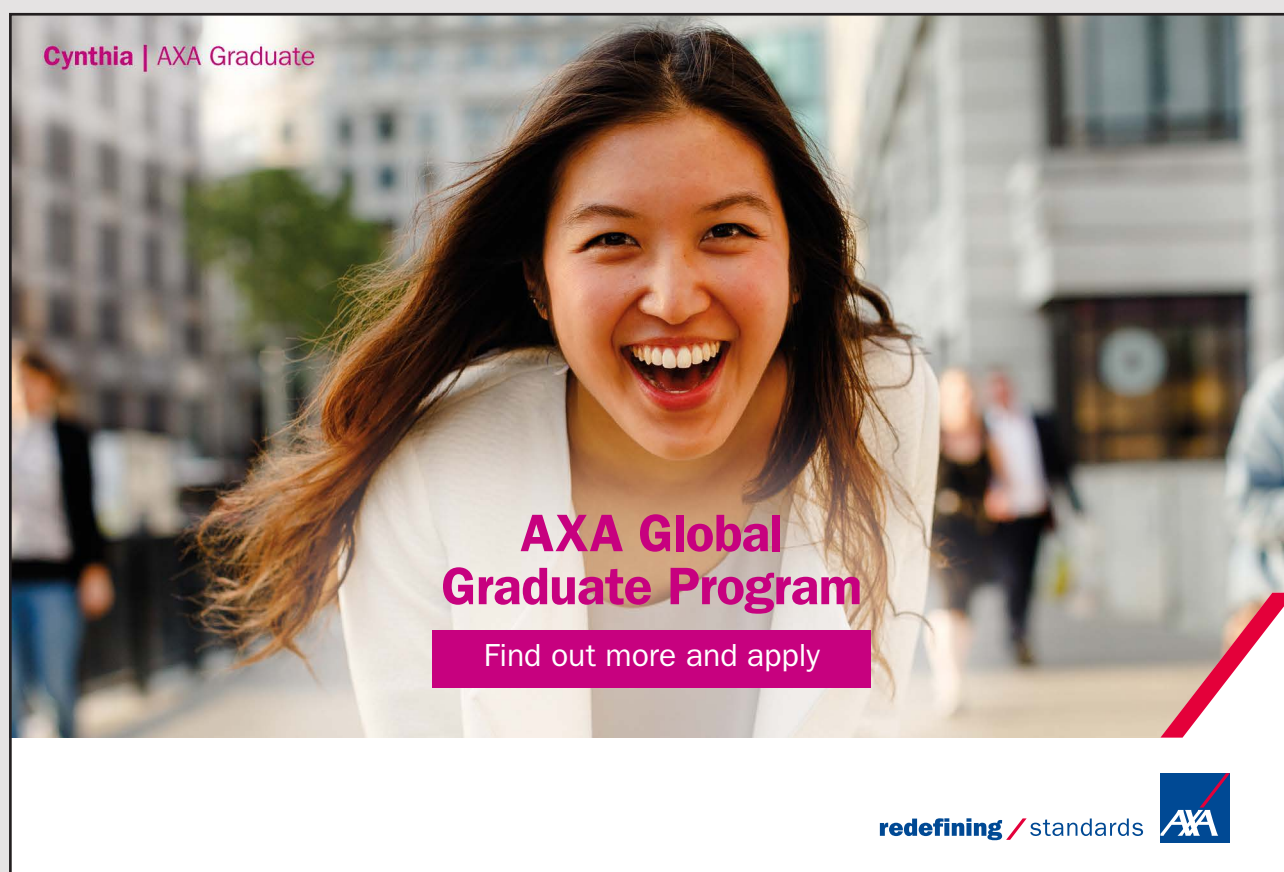
easily be used for the same. In order to make the biologically treated water useful in the process by replacing fresh water, suspended solids and possibly colour must be removed. This can be achieved by the use of ultrafiltration. It has been shown that the flux through the ultrafiltration membrane increases considerably compared with water before biological treatment. This enables higher capacity for a given filtration area at constant pressure drop and temperature. The bacterial biomass partially binds chlorides. This has been shown by the fact that the chloride content in dry matter was found to be 1,500–3,000 ppm for biomass grown in a white water where the chloride concentration was 20–40 ppm. However, in the conditions prevailing in biological treatment, heavy metals are normally precipitated as hydroxides, provided the complexing additives such as DTPA and EDTA are not used in excess. The biodegradability of these substances remains questionable and can be evaluated using existing bioreactors. With a combination of biological treatment and efficient after-treatment such as membrane or chemical precipitation, it is possible to replace fresh water in the process. However, a few important requirements should be considered.

- (i) Bioprocesses need nutrients in the form of nitrogen and phosphorous. These elements have to be added before the biological treatment in such a manner that the concentration in the treated water is lower than in the incoming wastewater.
- (ii) Biological processes take place at neutral pH.
- (iii) After-treatment is needed to separate secondary suspended solids (bacterial cells). With proper operation, the treated water will be free from components that cause biological activity, retention and dewatering disturbances, and thus will be of acceptable quality for recycling.

As discussed earlier, laccase is able to oxidize certain lipophilic extractives in wood raw material and pulp. Zhang et al. (2001) investigated the potential of both commercial and purified laccases to modify model extractive compounds found in thermomechanical pulp (TMP)/newsprint process waters. The model compounds used were representative of the fatty acids, resin acids and triglycerides found in mill process waters. The compounds were modified by the laccase treatments or significantly degraded. When reaction mechanisms were investigated and reaction products analysed, it was found that the laccases primarily interact with specific types of lipophilic extractives. Zhang et al. (2005) were able to reduce pitch by 50% with laccase treatment of TMP white water. In addition, the amount of hydrophilic extractives, including lignans and lignin, was reduced by 90%. In another investigation, Zhang et al. (2002b) treated mill TMP whitewater with a culture filtrate of the laccase-producing white rot fungus *Trametes versicolor*. The treatment removed more than 90% of the esterified fatty acids and lignans, and 40% of the resin acids and free fatty acids.

Widsten et al. (2004a) purified TMP newsprint white water using an aerobic in-mill biokidney followed by microfiltration and laccase treatment. They evaluated removal efficiency by chemical analyses of the white waters and by testing the properties of paper made with the white waters. The microfiltration alone was able to reduce total lipophilic extractives and lignans by 24%, whereas the combination of laccase treatment and microfiltration removed 82% of them, including all the lignans. The lignans were probably polymerized to lignin-like material (Zhang et al., 2002b; Widsten et al., 2004a), whose amount was reduced by 15% and 44% in respective microfiltration treatments without and with laccase pretreatment. These results show that laccase can be used to reduce the problems caused by wood-based white water contaminants. Most studies on the application of laccase to water treatment at pulp and paper mills focus on wastewater.


A number of substances in white water affect both the production process and the quality of the paper produced. These compounds are usually divided into two categories: dissolved substances and colloidal substances (Mittal et al., 2006). Dissolved substances include lignans, polysaccharides and ions; colloidal substances comprise lignin and lipophilic extractives. These compounds accumulate when white water systems are closed and they affect the production process and the final product (Miranda et al., 2006).



Cynthia | AXA Graduate

AXA Global Graduate Program

Find out more and apply

redefining / standards 

A combined fungal-enzyme system has shown promise as one way of reducing the detrimental substances present within closed water systems, while treatments with different enzyme preparations has shown that fungal laccases play an important role in removing white water extractives. The study investigated the potential of both commercial and purified laccases to modify model extractive compounds found in thermomechanical pulp (TMP)/newsprint process waters (Zhang et al. 2001). The model compounds used were representative of the fatty acids, resin acids and triglycerides found in mill process waters. The compounds were significantly degraded or modified by the laccase treatments. When reaction mechanisms were investigated and reaction products analysed, it was found that the laccases primarily interact with specific types of lipophilic extractives.

Hakulinen (1988) published a review on the use of enzymes for waste water treatment in the pulp and paper industry. Forss et al (1987) examined the use of laccase for effluent treatment. The pulp bleaching waste water was aerated in the presence of laccase for one hour at pH 4.8 and then flocculated with aluminum sulfate. High removal efficiencies for chlorinated phenols, guaiacols, vanilins and catechols were obtained.

Roy-Arcand and Archibald (1991) studied direct dechlorination of chlorophenolic compounds in pulp and paper mill effluent produced by laccases from *T. versicolor* and found that all the major laccases, produced by *T. versicolor*, were able to partially dechlorinate a variety of chlorophenolics.

A method for wastewater treatment containing non-degradable phenolic compounds and degradable non-phenolic compounds was patented by Field (1986). This method consisted of an oxidative treatment for reducing or eliminating toxicity of the phenolic compounds followed by an anaerobic purification. This oxidative pretreatment could be performed with the use of laccase enzymes and it reduced COD by one thousand fold.

Call (1991a) patented a process on the use of laccase for waste water treatment. It was found that waste water generated from delignification and bleaching could be treated with laccases in the presence of aromatic compounds, nonaromatic oxidants and reductants. Almost complete polymerization of the lignins was obtained which was 20–50% above the values achieved with the use of laccase alone. About 70–90% lignin was converted into insoluble form, which could be removed by flocculation and filtration.

Milstein et al. (1988) reported the removal of chlorophenols and chlorolignins generated from bleaching effluents by using combined chemical and biological treatments. The organic matter from chlorination, extraction stage effluents or a mixture of both stages, was precipitated as a water insoluble complex by the use of polyethyleneimide. Reduction in AOX was 84% and 73% by laccase treatment of chlorination and extractions stage effluents, respectively. Most of the mono- and dichlorophenols were co-precipitated with the bleaching effluents. The colour and COD were reduced by 92 and, 65% respectively for the chlorination effluent and by 76 and, 70 for the extraction effluent. No significant reduction in BOD of treated effluent was found but fish toxicity was substantially reduced. Enzyme treatment resulted in coprecipitation of the bulk mono-and dichlorophenols from the liquors of the chlorination and extraction bleaching stages.

Lyr (1963) reported that laccase of *T. versicolor* partially dechlorinates PCP and Hammel and Tordone (1988) found that peroxidase from *P. chrysosporium* was able to partially dechlorinate PCP and 2,4,6-trichlorophenol.

Though the use of enzyme based treatments offers some distinct advantages over physical and chemical methods in that only catalytic amounts of reagents are needed, biochemical instability and difficulty in reusing the enzyme are its disadvantages. Immobilization of the enzymes is required for biochemical stability and reuse of the enzymes. Carbon immobilized laccase was used by Davis and Burns (1992) to decolourize extraction stage effluent at the rate of 115 PCU/enzyme unit/hour. The removal rate was found to increase with the increasing effluent concentration.

Laccase is able to remove toxicity from wastewater containing chlorophenols by catalyzing their polymerization via radical coupling (Milstein et al., 1988; Dec et al., 2003). The coupling products could be removed from the wastewater by precipitation (Milstein et al., 1988). The chlorophenols also undergo partial dechlorination with loss of chlorine ions from the aromatic carbons involved in the coupling reaction (Dec et al., 2003), reducing the toxicity of the chlorophenols (Dec and Bollag 1994). Chlorophenols can also cross-couple and precipitate with other phenols present in wastewater, which may enhance their removal efficiency (Bollag et al., 1988; Cho et al., 2007). Laccase has been used for removing AOX from wood pulp bleaching effluents.

Forss et al. (1989) aerated bleaching wastewater in the presence of laccase. The removal of chlorophenols upon subsequent flocculation ranged from 86% to 99%. Besides chlorophenols, laccase could help remove nonchlorinated wood-based phenols present in pulp and paper mill effluents. Lignin and lignin derivatives, recalcitrant lignans produced during the papermaking process, actually impart a strong dark colour to black liquor and other spent pulping effluents and contribute greatly to their toxicity (Garg and Modi, 1999). Conventional biological and physicochemical wastewater treatment methods to remove colour from spent pulping liquors before their discharge to water bodies are not effective and/or expensive. However, the bulk of the non-chlorinated phenolic pollutants present in mill wastewaters can be effectively removed by relatively low-cost treatments with ligninolytic white-rot fungi which produce lignin peroxidase and manganese peroxidase enzymes in addition to or instead of laccase. The most widely investigated laccase producing fungus is *Trametes versicolor* in terms of mill wastewater treatment (Garg and Modi, 1999).

In black liquor treatment with *T. versicolor*, Font et al. (2003) found laccase activity but no LiP or MnP activities, suggesting that laccase may be largely responsible for the removal of phenols in mill effluents treated with *T. versicolor*. Colour removal with *T. versicolor* ranged from 50 to 92% and phenol removal ranged from 23 to 70% in different studies (Font et al., 2003; Livernoche et al., 1983 Royer et al., 1985; Davis and Burns, 1990; Bajpai et al., 1993 Martin and Manzanares, 1994; Mehna et al., 1995; Minussi et al., 2006).

6.1.7 BIOGRAFTING

Laccases have the potential to graft several low-molecular weight compounds onto pulp fibres containing high lignin content. These grafts improved physical strength or imparted new properties to the pulp fibres (Aracri et al., 2011; Fillat et al., 2012; Chandra et al., 2004a; Liu et al., 2009; Chen et al. 2010). The grafted molecules could also act as anchor groups for further fibre modifications. Examples of grafted molecules are presented in Table 6.10.

Several studies have shown the feasibility of laccase-catalyzed biografting of phenols to technical lignins:

Chandra et al. (2004b) observed that the tensile and burst strengths of high-kappa kraft pulp increased when gallic acid was grafted onto pulp fibres with laccase. Liu et al. (2009) found that the wet tensile strength properties of unbleached kraft pulp modified with laccase-syringate was two times high in comparison to that modified with laccase alone. Lund and Ragauskas (2001) grafted guaiacol sulfonate, and 4-hydroxyphenylacetic acid (PAA) to kraft lignin. Grafting of guaiacol sulfonate to lignin was also performed by Lund et al. (1998). Chen et al. (2010) reported laccase-mediated grafting of histidine onto old newspaper pulp fibres. An increase in the carboxyl group content and tensile strength of the treated pulp was observed.

Antimicrobial paper was successfully produced by Fillat et al., (2012) through the grafting of low molecular weight phenols onto unbleached flax fibres by laccase treatment.

Ferulic acid is a low-molecular weight phenolic compound. Compared with other low-molecular weight phenols such as gallic acid, vanillic acid, syringate, ferulic acid should be easy to graft to the fibres catalyzed by laccase because of conjugated $-C\alpha=C\beta-$ structure on side chain with benzyl rings which can make ferulic acid form free radicals easily. Li et al. (2013) modified unbleached kraft pulp with laccase and ferulic acid in an attempt to enhance its physical strength properties. The carboxyl group and surface lignin contents for laccase-ferulic acid-modified pulps increased as compared to the control pulp. *Atomic force microscopy* phase images showed that the laccase-ferulic acid-modified fibre surfaces were covered with large granular substances from the products of ferulic acid grafting and lignin polymerization/condensation reactions. The improvements in strength properties of laccase-ferulic acid-modified pulp could be attributed to the grafting of ferulic acid onto the fibres, the formation of covalent bonding between the fibres via radical coupling and the higher carboxyl group content of the modified fibres.

The grafting of 3-hydroxytyramine to TMP was reported by Gronqvist et al. (2006).

I joined MITAS because
I wanted **real responsibility**

The Graduate Programme
for Engineers and Geoscientists
www.discovermitas.com



Month 16
I was a construction supervisor in the North Sea advising and helping foremen solve problems

Real work
International opportunities
Three work placements



MAERSK

Aside from phenols, compounds containing a vinyl group such as acrylamine in the presence of organic peroxides have been grafted to technical lignins (Milstein et al., 1994; Mai et al., 1999).

The potential of laccase-assisted bigrafting of phenolic acids for improving strength properties of kraft paper made from high kappa pulps has been reported by Dr. Ragauskas group (Chandra et al., 2003, 2004b; Chandra and Ragauskas, 2001, 2002a,b).

Improvements in paper tensile and burst strength were obtained with PAA (Chandra and Ragauskas, 2001), 4-hydroxybenzoic acid (4-HBA) (Chandra and Ragauskas, 2002a), and gallic acid (Chandra et al., 2004a), while guaiacol sulfonate and tyrosine were ineffective in enhancing paper strength (Chandra and Ragauskas, 2001).

Treatment of kraft pulp or lignin-coated kraft fibres with 4-HBA increased the content of bulk and surface acid groups (Chandra and Ragauskas, 2002b); the studies with lignin-coated fibres also revealed a concomitant reduction in phenolic hydroxyl groups, suggesting the occurrence of coupling reactions between lignin and 4-HBA radicals. The improvements in paper strength properties obtained with PAA, 4-HBA, and gallic acid were ascribed to the capacity of carboxyl groups to promote hydrogen bonding and to cross-linking of phenoxy radicals in the paper sheet (Chandra et al., 2004). Consistency and 4-HBA dose were significant reaction parameters when grafting 4-HBA to kraft pulp (Chandra and Ragauskas, 2001; Chandra and Ragauskas, 2001, 2002a,b; Chandra et al., 2004). Adding 4-HBA periodically increased the grafting, while performing it in an oxygen-pressurized vessel did not increase the incorporation of 4-HBA into kraft pulp (Chandra et al., 2004).

Surface grafting of the cationic dye phenol celestine blue also increased the strength of high-kappa kraft paper (Chandra et al., 2003).

Improvements in the mechanical properties of TMP treated with per acetic acid in the presence of laccase have been reported by Kenealy et al. (2004).

Laccase-assisted modification of colour and bacterial resistance of lignocellulosic fibres has been examined with non-wood (flax) fibres (Schroder et al., 2007).

Grafting of various methoxy phenols and hydroquinone to flax fibres changed the colour of the fibres; the colouration was found to depend on the phenol used. Further, the growth of bacteria in fibres treated with ferulic acid or hydroquinone was significantly reduced. Laccase-assisted functionalization of wood (spruce) chips used for manufacturing PB with 4-hydroxy-3-methoxybenzyl urea has been conducted by Fackler et al. (2008) (Figure 6.4). The urea group is able to react with urea formaldehyde (UF) resin. Using this method, the researchers were able to improve the internal bond strength of PB (density 750 kg/m^3) by 21%. With lower density (650 kg/m^3) PB, the laccase treatment allowed the amount of UF to be reduced by 16%.

6.1.8 PRODUCTION OF WOOD COMPOSITE BOARDS

There is a trend to consider fabrication of green composites due to growing concerns regarding the emission of formaldehyde from wood composites (Nasir et al., 2015; Widsten and Kandelbauer, 2008). Treatment of fibre with LMS oxidizes the lignin component in fibre without affecting the cellulose structure. This results in the generation of free radicals on the fibre surface which act as potential reactive sites for cross-linking reactions in manufacturing of board. Binderless fibreboards produced using these methods can be considered as green composites because the manufacturing process involves no additional resin. In developing countries research is being focused on developing wood composites free from formaldehyde-based adhesives. Laccase is applied to wood composites with following two objectives (Winandy and Rowell, 2005; Tamminen et al., 2010; Moilanen et al., 2011):

Physical modification of fibre – This includes changes in the morphology or crystallinity of the fibre surface improving the mechanical strength and facilitating self-bonding of fibres by mechanical interlocking.

Chemical modification of fibre – This includes the activation of the lignin molecules in the fibres inducing lignin polymerization reactions.

Thielemans et al. (2002) fabricated a binderless board by heating and pressing cellulosic fibres at high temperature. Lignin starts plasticizing at a high temperature above $200 \text{ }^\circ\text{C}$ and behaves like a thermoplastic resin (Lora and Glasser, 2002).

Hüttermann et al. (2001) produced a binderless particle board using laccase treatment that showed improved tensile strengths but reduced water resistance. Extensive research has been conducted to develop a completely natural fibreboard by treating fibre with laccase, but these methods have not been commercialized (Milstein et al., 1994; Lund and Felby, 2001; Felby et al., 2004; Nasir et al., 2013a; Nasir et al., 2014a,b).

Felby et al. (1997) and Kharazipour et al. (1997) suggested an enzyme-assisted composite fabrication without using any adhesive. Laccase was used to produce free radicals, which helped in either the physical or chemical bonding of fibres by modifying the fibre and also the lignin structure (Kharazipour et al., 1997; Yu et al., 2009).

Felby et al. (2002) produced a laccase-treated binderless board in a pilot-scale. The mechanical strength was found to be good and comparable to the conventional urea formaldehyde-based resin boards but the dimensional stability was poor. When the wax was applied in treated fibre for improving the dimensional stability, it impaired the bonding effect of the enzyme (Felby et al., 2002). Therefore, binderless boards cannot be regarded as commercially viable until they obtain good dimensional stability along with mechanical strength.

ie business school

93%
OF MIM STUDENTS ARE
WORKING IN THEIR SECTOR 3 MONTHS
FOLLOWING GRADUATION

MASTER IN MANAGEMENT

- STUDY IN THE CENTER OF MADRID AND TAKE ADVANTAGE OF THE UNIQUE OPPORTUNITIES THAT THE CAPITAL OF SPAIN OFFERS
- PROPEL YOUR EDUCATION BY EARNING A DOUBLE DEGREE THAT BEST SUITS YOUR PROFESSIONAL GOALS
- STUDY A SEMESTER ABROAD AND BECOME A GLOBAL CITIZEN WITH THE BEYOND BORDERS EXPERIENCE

Length: 10 MONTHS
Av. Experience: 1 YEAR
Language: ENGLISH / SPANISH
Format: FULL-TIME
Intakes: SEPT / FEB

5 SPECIALIZATIONS
PERSONALIZE YOUR PROGRAM

#10 WORLDWIDE
MASTER IN MANAGEMENT
FINANCIAL TIMES

55 NATIONALITIES
IN CLASS

www.ie.edu/master-management | mim.admissions@ie.edu | [f](#) [t](#) [i](#) Follow us on IE MIM Experience

The properties of MDF prepared on a laboratory-scale show a notable improvement upon laccase treatment (Felby et al., 1997; Kharazipour et al., 1997; Cao et al., 2007). Also MDF and high density fibreboards (HDF) prepared on a pilot-scale from laccase-treated fibres by the wet- or dry-process showed superior mechanical strength compared to controls meeting the European standards for IB strength, whereas the dimensional stability of the boards needs to be improved to comply with industrial standards (Felby et al., 2002; Felby et al., 2004; Widsten et al., 2003, 2004). Kharazipour et al. (1993) and Qvintus-Leino et al. (2003) have obtained patents relating to binderless wood composite boards fabricated from laccase-treated fibres. Another strategy to substitute synthetic resins in wood composite production is a two-component system in which laccase-treated lignin functions as the adhesive. This method has been applied to the production of particle board (Kharazipour et al., 1998), and the technology has been patented (Huttermann et al., 1998; Viikari et al., 1998). The drawback of using the water-soluble lignosulfonates is that the products display poor dimensional stability (Kharazipour et al., 1998). The extra costs incurred upon using large amounts of technical lignins may be also prohibitive.

6.2 TEXTILE INDUSTRY

The textile industry accounts for two-thirds of the total dyestuff market and uses large volumes of chemicals and water for wet processing of textiles (Banat et al., 1996). Textile dyeing effluents contain recalcitrant dyes which pollute water due to their colour and by the formation of toxic or carcinogenic intermediates such as aromatic amines from azo dyes. The chemical reagents used are very diverse in chemical composition which range from inorganic compounds to polymers and organic products. There are more than 100,000 dyes which are commercially available with over 7×10^5 t of dyestuff produced yearly (Zollinger, 2002). Dyes are mostly resistant to fading on exposure to light, water and also to various chemicals because of their complex chemical structure, and most of them are difficult to decolourize with great difficulty due to their synthetic origin (Lin et al., 2010a,b). Due to their chemical structure, dyes are resistant to decolour when exposed to light, different chemicals and water (Poots and McKay, 1976; McKay, 1979). In the developed countries especially, government legislation is becoming quite stringent, regarding the removal of dyes from industrial effluents (O'Neill et al., 1999). Concern arises, as several dyes are made from benzidine and other aromatic compounds which are known carcinogens (Baughman and Perenich, 1988). Most of the current processes to treat dye wastewater are ineffective and not cost effective (Cooper, 1995; Stephen, 1995). Therefore, the development of processes based on laccases appears to be an attractive solution because of their potential in degrading dyes of diverse chemical structure including synthetic dyes presently used commercially (Abadulla et al., 2000; Blázquez et al., 2004; Hou et al., 2004; Rodríguez Couto et al., 2005, 2006; Rodríguez-Couto, 2012; Setti et al., 1999; Madhavi and Lele, 2009; Upadhyay et al., 2016).

The use of laccase in the textile industry is growing very fast. Laccases are used to decolourize textile effluents, bleach textiles and even to synthesize dyes.

LMS are finding potential application in enzymatic modification of dye bleaching in the textile and dyes industries (Kunamneni et al., 2008; Abadulla et al., 2000; Blaquez et al., 2004; Hou et al., 2004; Wong and Yu, 1999; Rodríguez et al., 2005; Rodríguez and Toca, 2006; Mate and Alclade, 2016). In textile industry, laccases are used for bleaching of denim fabrics and for the increase of the whiteness in the conventional hydrogen peroxide bleaching of cotton (Yavuz et al., 2014; Iracheta-Cárdenas et al., 2016; Tzanov et al., 2003). There are several commercial laccase-based products for denim bleaching marketed by at least 14 companies around the world (Rodríguez-Couto, 2012).

Laccases can also oxidize several types of aromatic compounds (including phenols and anilines) to concomitantly promote non-enzymatic homo- and/or hetero-coupling reactions yielding a colour palette of different valuable dyes for textiles (including azo and phenoxazine dyes) (Sousa et al., 2013; Polak and Jarosz-Wilkolazka, 2012).

Laccases have been used to dye wool fabrics and cotton with hetero-polymeric dyes produced in situ by the oxidative hetero-coupling of colourless precursors and modifiers initiated by laccase (Hadzhiyska et al., 2006; Díaz Blanco et al., 2009).

Laccases have been also used in cleaning formulations to remove the odour on fabrics and the detergents produced during cloth washing (Kunamneni et al., 2008).

LMS has been also applied to reduce the shrinkage of wool (Yoon, 1998). Wool fabrics have been coated with the water insoluble phenolic compound lauryl gallate, using laccase as a grafting biocatalyst (Hossain et al., 2009). The functionalization reaction was conducted in an 80/20 (v/v, %) aqueous-ethanol medium, maintaining a compromise between the conditions at which the laccase remains active and those of substrate solubility. This study opens up new possibilities for the development of textile materials having multifunctional properties (antibacterial, antioxidant and water repellent).

6.3 FOOD INDUSTRY

Laccases show great potential to be used in the food industry (Mate and Alclade, 2016). These are used as food additives in food processing (Osma et al., 2010; Brijwani et al., 2010). The food industry makes use of laccases due to their ability to promote homo- and heteropolymerization reactions. Table 6.11 shows the use of laccases in food industry.

Laccases are being used to a greater extent for production of cost effective and healthy foods. Laccases have the potential to make food processing more economical and environmental friendly.



"I studied English for 16 years but...
...I finally learned to speak it in just six lessons"

Jane, Chinese architect

ENGLISH OUT THERE

Click to hear me talking before and after my unique course download

One of the main applications of laccase in the food industry is wine stabilization. Wines and must are complex mixtures of different chemical compounds such as alcohol, organic acids, salts, and phenolic compounds. Alcohol and organic acids are responsible for the aroma, whereas the taste and the colour depend on the phenolic compounds. The sensorial properties of fresh wines should remain constant until consumption. Oxidative reactions in wines catalyzed by iron, copper, and enzymes which involve aldehydes, amino acids, and proteins, cause turbidity, colour darkening, and aroma and flavor alterations. This oxidation phenomenon is called madeirization. Several methods have been used to prevent flavor alteration and decolourization in wines. Laccase enzymes are able to remove polyphenols selectively for avoiding any undesirable modification of the organoleptic properties of the wine (Osma et al., 2010). Laccase from *M. thermophila* Suberzyme® is being commercialized by Novozymes, Bagsværd, Denmark for the treatment of cork stoppers for wine bottles (Mate and Alclade, 2016). Laccase oxidizes phenols and the released phenoxy radicals then undergo non-enzymatic homopolymerization, eliminating the generation of 2,4,6-trichloroanisole which is responsible for the cork taste. This oxidative polymerization process also modifies the cork's surface and increases its hydrophobicity and reduces the extraction of substances into the wine (Conrad et al., 2000).

In the brewing industry, haze formation during long-term beer storage represents a continuous problem (Kunamneni et al., 2008). Haze is formed through the interaction between proanthocyanidins and specific haze-active proteins. To solve this issue, laccases have been used to oxidize polyphenols in beer. The polyphenol complexes produced are then removed using filtration or other separation methods.

Laccases have also been used to remove oxygen at the end of the beer production process for increasing the storage life of beer (Alcalde, 2007). Laccase scavenges oxygen, which would otherwise react with fatty acids, amino acids, proteins and alcohols to form off-flavour precursors. Novozymes has developed an enzyme product Flavourstar®. This is based on the laccase produced from *M. thermophila*.

Browning, both enzymatic and chemical, is one of the major faults in beverages. Various methods are available to avoid discolouration and post turbidity of fruit juices. Stabilization of beverages by using, bentonite, gelatin and silica gel, etc., is a common conventional treatment (Gokmen et al., 1998). Use of laccase enzyme is proposed for fruit juice stabilization (Piacquadio et al., 1997). The results reported on laccase apple juice treatments are contradictory. Some juice treated with laccase showed greater susceptibility to browning during storage, and they were less stable than the physical-chemically treated juice (Giovanelli and Ravasini, 1993; Gökmen et al., 1998; Sammartino et al., 1998). Golden Delicious apple juice was treated with conventional method and with free or immobilized laccase on metal chelate regenerable carrier. The apple juice treated with enzyme was less stable than the conventionally treated juice. But use of laccase in combination with cross flow filtration in continuous process without the addition of fining agents resulted in a stable and clear apple juice. Stutz (1993) reported that it is possible to produce clear and stable juices/ concentrates with a lighter colour using ultrafiltration and laccase with out any large additional investment. Treatment with laccase followed by active filtration or ultrafiltration improved colour and flavour stability in comparison to conventional treatments by addition of ascorbic acid and sulfites. Research by Giovanelli and Ravasini (1993) used laccase in combination with filtration in the stabilization of apple juice. Cantarelli (1986) reported that laccase treatment of juice resulted in the removal of a high fraction of polyphenols and enhanced stabilization compared with the conventionally treated juice. Treatment of fruit juices with laccase in combination with a filtration process was found to enhance colour and flavour stability (Cantarelli and Giovanelli, 1990; Maier et al., 1990; Ritter et al., 1992; Stutz, 1993).

Bezerra et al. (2015) have used low-cost carriers for laccase immobilization in the clarification of fruit juice. Laccase produced from *T. versicolor* was immobilized in coconut fibres activated with glutaraldehyde. This was used to clarify apple juice. It lightened the original juice colour by 61% and removed turbidity. A recombinant laccase from *Pleurotus ostreatus* (POXA1b) was immobilized on epoxy activated poly(methacrylate) beads and used in the clarification of several fruit juices, producing a reduction in phenol of up to 45% (Lettera et al., 2016). Furthermore, the laccase-treated juice had comparable flavanone content to the untreated juice but a substantial reduction in vinyl guaiacol which has an off-flavour with a pepper-like aroma.

Laccases have also been used in baking for improving the dough machinability and the softness of the final product (Labat et al., 2000), and also in teas and oil-containing products for enhancing colour and flavour quality, respectively (Bouwens et al., 1997; Petersen et al., 1999). The gelling effects of laccases have been also studied in blackcurrant juice, luncheon meat and milk with added sugar beet pectin (Norsker et al., 2000). The effect of laccase and LMS on stirred milk yoghurt has been studied in a process that mimics that of industrial production (Mokoonlall et al., 2016). The treatment with laccase resulted in protein degradation at the molecular level, whereas the addition of the natural redox mediator vanillin promoted the formation of higher molecular weight oligomers. In the bread making process, it is a practice to add dough improvement additives to the bread dough. This results in improved flavor, texture, volume, and freshness of the bread/dough. Laccase exerts an oxidizing effect on the constituents of dough which improves the strength of gluten structures in baked products. When laccase is used in the dough, improved crumb structure, an increased volume, stability, strength, softness of the baked product and reduced stickiness results. Laccase is found to reduce the dough extensibility in both flour and gluten dough and can also increase the resistance of dough to its maximum (Selinheimo et al., 2006). The addition of laccase to oat flour results in an increased specific volume of loaf.

Excellent Economics and Business programmes at:



university of
 groningen



“The perfect start
of a successful,
international career.”

CLICK HERE
to discover why both socially
and academically the University
of Groningen is one of the best
places for a student to be

www.rug.nl/feb/education

Jurado et al. (2009) reported that the phenolic compounds are reduced by the induction of laccase, which act as fermentation inhibitor and increases the ethanol production from steam exploded wheat straw. Laccase expressing yeast strains showed an advantage for producing ethanol from lignocelluloses because it enabled faster growth as well as ethanol formation as it was able to convert coniferyl aldehyde at a very fast rate (Larsson et al. 1999).

Laccases because of their ability to degrade phenolic compounds have been studied for bioremediation of food industry waste (Gianfreda et al., 1999). Aromatic compounds constitute one of the major classes of pollutants. These are heavily regulated in many countries (Karam and Nicell, 1997). The presence of these compounds in drinking and irrigation water or in cultivated land represents a significant health hazard. Crecchio et al. (1995) reported that laccase immobilized on organogel supports remove naturally occurring and also xenobiotic aromatic compounds from aqueous suspensions. Lante et al. (2000) reported that laccase immobilized by adsorption on polyethersulphone showed properties useful for reducing phenol concentration in a model wastewater solution.

Some fraction of beer factory waste water represents an important environmental concern because of their high content of polyphenols and dark brown colour. *Corioloopsis gallica*, producer of laccase (white rot fungi), was able to degrade this high tannin containing wastewater. Reduction in polyphenols pyrolysis products, mainly phenol and guaiacol, with the incubation time was observed (Yague et al., 2000). Distillery waste water produces an ecological impact due to high content of soluble organic matter and its intense dark brown colour. *Trametes* sp., a laccase producer removed colour and COD from distillery waste water. Maximum effluent decolourization of 73.3% and chemical oxygen demand reduction of 61.7% was obtained after 7 days of fungal treatment using 20% v/v of distillery wastes in culture medium. Under these conditions, a 35-fold increase in laccase production by this fungus was observed (Gonzalez et al., 2000). Treatment of olive mill wastewater effluent with laccase from *Pleurotus ostreatus* significantly decreased the phenolic content (up to 90%) but no reduction of its toxicity was observed (Maritirani et al., 1996).

6.4 PERSONAL CARE AND MEDICAL APPLICATIONS

Several products generated by laccases are detoxifying, antimicrobial or active personal-care agents. Laccase can be used in the synthesis of complex medical compounds such as, anti-inflammatory, anesthetics, sedatives, antibiotics, etc.

Potential applications of laccases in the personal care and medical field are attracting active research efforts due to their specificity and bio-based nature.

Poison ivy dermatitis which results from skin contact with poison ivy, poison oak, or poison sumac is caused mostly by urushiol (a catechol-derivative toxin). Laccase is able to oxidize, detoxify and polymerize urushiol (Cheong et al., 2010), reducing the effect of poison ivy dermatitis. However, oxidized urushiol which is an o-quinone derivative, is nontoxic.

Laccase can oxidize iodide to produce iodine which is largely used as a disinfectant. It has several advantages over direct iodine application. Iodide salt is more stable and much safer as compared to iodine, in terms of handling, storage and transport. Release of iodine from a laccase iodide system could be easily controlled. This may be used in various medical, industrial, domestic, and personal care applications, such as sterilization of drinking water and swimming pools, and also disinfections of minor wounds.

Laccases have been also used in the cosmetic sector for the manufacturing of personal-care products. Cosmetic and dermatological products containing laccases were patented for skin lightening (Golz-Berner et al., 2004). Laccases have broader applications in the field of hair bleaching/dyeing. The bleaching and/or dyeing of hair mostly involve the use of harsh chemicals such as hydrogen peroxide. This can damage hair and irritate the scalp (Morel and Christie, 2011). Laccases can replace hydrogen peroxide as oxidizing agent in the formulation of hair dyes. Novel laccases from the basidiomycete *Flammulina velutipes* and from the actinomycete *Thermobifida fusca* have been examined in the oxidation of dye intermediates used in hair colouring (Saito et al., 2012; Chen et al., 2013). Bhogal et al. (2013) developed a hair colour comprising butein and a combination of a peroxidase with either hydrogen peroxide or a hydrogen peroxide generator; or laccase. A laccase-based system replaces harsh chemicals and operates at milder conditions (in terms of pH and solvents). Laccase catalyzed oxidation, transformation, and cross-linking of various precursors have been reported to result in satisfactory hair dyeing or waving. Laccase provides an easier handle hair care procedure and also improves or complement the cosmetic effect achieved by conventional chemical methods (Xu, 1999; Kainz et al., 2003).

Laccases may find use as deodorants for personal-hygiene products – mouthwash, toothpaste, detergent, soap, and diapers. Protein engineered laccase can also be used to reduce allergenicity. Many body, domestic, and industrial odours are caused by sulfides, thiols, ammonia, amines, short chain fatty acids, or other volatile organic compounds. Laccases have been investigated for deodorant application as these are able to oxidize various thiols and other sulfur containing compounds. Laccase system degrades the offensive molecules or even kill the microbes which produces them (Schmid and Urlacher, 2007) whereas conventional deodorants mask the malodor with fragrances. Laccases are also used as catalysts for the manufacture of anticancer drugs (Kunamneni et al., 2008).

Erb-Downward et al. (2008) reported the synthesis of immunomodulatory prostaglandins using laccase. Proliferation of murine leukemia cell line L1210 and human hepatoma cell line HepG2 was found to be inhibited by the use of laccase isolated from *Pleurotus cornucopiae*, and the activity of HIV-1 reverse transcriptase with an IC₅₀ of 22 μM was reduced. Wong et al. (2010) found no mitogenic activity towards mouse splenocytes and hemagglutinating/hemolytic activity toward rabbit erythrocytes. El-Fakharany et al. (2010) reported inhibition of hepatitis C virus entry into peripheral blood cells and hepatoma cells with laccase from oyster mushroom. A laccase, with HIV-1 reverse transcriptase inhibitor activity and antiproliferative activity against HepG2 and MCF7 cells was isolated from the fresh fruiting bodies of the edible mushroom *Agrocybe cylindracea* (Hu et al., 2011).

6.5 BIOREMEDIATION

Environmentally hazardous xenobiotic compounds such as polycyclic aromatic hydrocarbons (PAHs), phenols and organophosphorus insecticides are known to have carcinogenic and mutagenic effects. These chemicals are persistent and represent major contaminants of soils and waters. The removal of these chemicals is a priority for most environmental agencies (Alcalde et al., 2006; Viswanath et al., 2014) and stringent regulations have been imposed on industries to treat their waste effluents before their final discharge in the environment.



American online
LIGS University
is currently enrolling in the
Interactive Online **BBA, MBA, MSc,**
DBA and PhD programs:

- ▶ enroll **by September 30th, 2014** and
- ▶ **save up to 16%** on the tuition!
- ▶ pay in 10 installments / 2 years
- ▶ Interactive Online education
- ▶ visit www.ligsuniversity.com to find out more!

Note: LIGS University is not accredited by any nationally recognized accrediting agency listed by the US Secretary of Education. More info [here](#).

Use of laccases in enzyme bioremediation is generating a lot of interest both in the presence and in the absence of redox mediators. Laccases or laccase-mediator system oxidize the xenobiotic compounds and release a less toxic product having greater bioavailability that can be more readily removed by physical and/or mechanical processes

Laccases have been used to oxidatively detoxify various aromatic xenobiotics and pollutants found in industrial waste and contaminated soil or water. Use of laccases could result in direct degradation or polymerization/immobilization. Examples of direct degradation by laccase are given below:

- Cleavage of aromatic rings
- Direct dechlorination
- Mineralization of polycyclic aromatic hydrocarbons
- Decolourization of pulp or textile mill effluent
- Bleaching of textile dyes

The processes involve polymerization among pollutants themselves or copolymerization with other nontoxic substances such as humic materials. Polymerized pollutants facilitate easy removal by such means as adsorption, sedimentation, or filtration because they mostly become insoluble or immobilized (Xu, 1999). Examples of this include (Majcherczyk et al., 1998; Cañas et al., 2007; Zumárraga et al., 2007; Zeng et al., 2016; Camarero et al., 2005; Wang et al., 2016; Amitai et al., 1998),

- Removal of *PAHs* like anthracene or benzopyrene
- Recalcitrant dyes like crystal violet or Reactive Black 5
- Organophosphorous compounds, such as the nerve agents VX or Russian VX

Furthermore, laccases can oxidize oestrogenic hormones found in effluents from sewage treatment. The oxidation of the oestrogens estrone, 17β -estradiol and 17α -ethynylestradiol by a laccase from white rot fungus *Trametes* sp. Ha1 has been reported by Tanaka et al. (2009). A treatment system was also developed that comprised the laccase and a β -D-glucuronidase to degrade the 17β -estradiol 3-(β -d-glucuronide), efficiently removing this compound and its intermediate 17β -estradiol.

Fungal laccases are used in the decolourization and detoxifications of effluents generated from industries, and also help in wastewater treatment (Chandra and Chowdhary, 2015). They act on both phenolic and nonphenolic lignin-related compounds and also highly recalcitrant environmental pollutants, and can be used effectively for bioremediation and xenobiotic degradation (Viswanath et al., 2014). Potential environmental applications for laccases include the bioremediation of contaminated soils as it is able to oxidize organic pollutants, such as chlorophenols, polycyclic aromatic hydrocarbons, lignin related structures, organophosphorus compounds, phenols and azo dyes which are toxic (Leonowicz and Trojanowski, 1975; Saratale et al., 2011; Khan et al., 2013). Laccase substrates comprise of polycyclic aromatic hydrocarbons, endocrine disrupters, phenols, dyes and pesticides, out of which some can be oxidized by fungal laccases (Majeau et al., 2010). Induction of hydroxyl ion production through quinone redox cycling enabled *Pleurotus eryngii* to oxidize the dye reactive black 5 and phenol, obtaining a high linkup between the rates of pollutant oxidation and hydroxyl ion production (Gomez-Toribio et al., 2009). The biodegradation of a mixture of pentachlorophenol, 2-chlorophenol, 2,4-dichlorophenol and 2,4,6-trichlorophenol using the laccase produced by the white-rot fungal strain *Trametes pubescens* was examined by Gaitan et al. (2011). The laccase potential from *Marasmius quercophilus* to transform certain alkylphenols (p-nonylphenol, p-octylphenol and p-t-octylphenol) was studied by Farnet et al. (2000). *Trametes vesicolour* degraded naproxen in a liquid medium to non-detectable levels after 6 h. In vitro degradation experiments conducted with purified laccase and purified laccase plus mediator 1-hydroxybenzotriazole showed slight and almost complete naproxen degradation (Marco-Urrea et al., 2010). Saparrat et al. (2010) reported the use of laccase for detoxification of water soluble fraction named as “alpeorujo” a by-product obtained in olive oil extraction industry. Zhao et al. (2010) showed that laccase was responsible for biodegradation of dichlorodiphenyltrichloroethane in soil. Bhattacharya et al. (2009) reported laccase mediated biodegradation of 2,4-dichlorophenol. Bolli et al. (2008) reported that laccase treatment impairs bisphenol-A induced cancer cell proliferation. Pozdnyakova et al. (2006) studied the degradation of polycyclic aromatic hydrocarbons like anthracene, fluoranthene, fluorene, perylene, phenanthrene and pyrene with laccase produced by *Pleurotus ostreatus* in the presence of a synthetic mediator. Laccase has the ability to degrade phenolic compounds in industrial waste water (Gianfreda et al., 1999). Major classes of pollutants are phenols and aromatic amines which are highly regulated in many countries (Karam and Nicell, 1997). The presence of such compounds in drinking water, irrigation water or in cultivated land is very dangerous for health. Laccase immobilization on polyethersulphone showed chemical and physical properties potentially useful for decreasing phenol concentration in a model wastewater treatment (Lante et al., 2000). Yague et al. (2000) found that this high tannin containing waste water was degraded by laccase producing white rot fungus *Corioloropsis gallica*. Crecchio et al. (1995) reported that laccase removed naturally occurring and xenobiotic aromatic compounds from aqueous suspensions when it is immobilized on organogel supports.

6.6 ORGANIC SYNTHESIS

Laccases offer significant advantages over traditional chemical oxidants and transition metal catalysts listed below:

- Renewable
- Biodegradable
- Relatively inexpensive
- Highly active in aqueous solvents and under mild conditions
- Broad substrate range which can be further expanded via the use of LMS

Laccases are able to perform exquisite transformations which range from the oxidation of functional groups to the heteromolecular coupling for production of new antibiotics derivatives, or the catalysis of major steps involved in the synthesis of complex natural products.

Laccases have proved to be exciting catalysts in the field of synthetic organic chemistry in recent decades. The versatility of these enzymes in organic synthesis is exemplified by the variety of chemical transformations they are capable of effecting.

DON'T EAT YELLOW SNOW

What will your advice be?

Some advice just states the obvious. But to give the kind of advice that's going to make a real difference to your clients you've got to listen critically, dig beneath the surface, challenge assumptions and be credible and confident enough to make suggestions right from day one. At Grant Thornton you've got to be ready to kick start a career right at the heart of business.

Sound like you? Here's our advice: visit GrantThornton.ca/careers/students

Scan here to learn more about a career with Grant Thornton.

 **Grant Thornton**
An instinct for growth™

© Grant Thornton LLP. A Canadian Member of Grant Thornton International Ltd

Dr. Ragauskas' group used laccases to generate reactive *ortho*- and *para*-quinone species in situ and these species reacted with various nucleophiles derived from carbon, nitrogen, and sulfur, to yield new and existing compounds under environmentally benign conditions (Witayakran, 2008). Their work focused on laccase-catalyzed carbon-carbon bond forming reactions and also laccase-initiated cascade reactions (Cannatelli and Ragauskas, 2013a,b).

Laccases are useful biocatalysts for the pharma sector (Mate and Alclade, 2016); these can catalyze a wide range of synthetic reactions which range from the transformation of antibiotics to the derivatization of amino acids for the synthesis of metabolically stable amino acid analogues (Piscitelli et al., 2012). The laccase-generated phenoxy radicals that are produced upon oxidation of phenolic compounds are able to undergo a variety of reactions which include the following (Nakamura, 1960):

- Radical-radical coupling reactions of monomers for the synthesis of dimers, oligomers, and polymers
- Radical cross-coupling reactions
- In situ generation of *ortho*- and *para*-quinones from the corresponding catechols and hydroquinones, respectively via disproportionation

Laccases have been used for synthesizing complex medical products (Kunamneni et al., 2008) such as:

- Anti-cancer drugs (e.g. Actinomycin, Vinblastine, Mitomycin)
- Immunosuppressors (e.g. Cyclosporin A)
- Antibiotics (e.g. Cephalosporins, Penicillin × dimer)

In addition, laccases have been used to oxidize the steroid hormone 17 β -estradiol and stilbenic phytoalexin *trans*-resveratrol, generating dimers or oligomers after coupling of the radical intermediates (Nicotra et al., 2004a,b). Furthermore, they have been also used in the enzymatic derivatization of amino acids, such as L-phenylalanine, L-tryptophane, or L-lysine (Mogharabi and Faramarzi, 2014).

Catechin polymers have been used to attenuate postprandial hyperlipidaemia and hypercholesterolaemia. Their synthesis can be catalyzed by *M. thermophila* laccase affecting lipid and cholesterol absorption (Jeon and Imm, 2014). Laccase-catalyzed catechin polymers have stronger inhibitory activity against cholesterol esterase and pancreatic lipase in comparison to the catechin monomer.

Another potential application of laccases is in the oxidation of iodide to generate iodine which is an efficient and inexpensive antimicrobial compound (Xu, 1999). Iodide oxidation by laccase has been proposed to inactivate *Bacillus anthracis* spores (Niederwöhrmeier et al., 2008). Laccase-mediated synthesis of iodine based on an artificial neural network was studied by Schubert et al. (2015) with a genetic algorithm.

The tandem use of laccases and lipases has been reported by Gavezzotti et al. (2011) in the synthesis of enantiomerically enriched dimeric phenols having structures identical to the β -5 dimers found in lignin. Laccase from *T. versicolor* was used to oxidize the commercially available isoeugenol, and the two resulting enantiomers were separated by alcoholysis cleavage using a lipase enzyme. This process led to the isolation of the target compounds with an *ee* of up to 90%. Laccases have also been shown to be able to oxidize alcohols when used with palladium catalysts (Mekmouche et al., 2015). Specifically, the LAC3 laccase from *Trametes* sp. C30 was combined with different water-soluble palladium complexes known to oxidize primary and secondary alcohols under high temperature and pressure conditions. The laccase-palladium complexes were then studied for the aerobic oxidation of veratryl alcohol into veratryl aldehyde at atmospheric pressure and room temperature. As a result, the association of the laccase and the palladium (II) complexes studied improved the catalytic efficacy of the complex by up to seven fold.

It has been also reported that laccase induced radical polymerization of acrylamide with or without mediator (Ikeda et al., 1998). Laccases are also known to polymerize various amino and phenolic compounds (Aktas and Tanyolac, 2003). To improve the production of fuel ethanol from renewable raw materials, laccase from *T. versicolor* was expressed in *S. cerevisiae* for increasing its resistance to phenolic fermentation inhibitors in lignocelluloses hydrolyzates (Larsson et al., 2001). Laccase from *Coriulus hirsutus* was used for synthesis of an indamine dye and conducting polyaniline (Baker et al., 1996; Karamyshev et al., 2003). Laccase from *Pycnoporus cinnabarinus* was used for synthesis of 3-(3, 4-dihydroxyphenyl)-propionic acid derivatives (Mikolasch et al., 2002). Laccase from *Trametes versicolor* was used for synthesis of aromatic aldehydes (Fritz-Langhals and Kunath, 1998), synthesis of substituted imidazoles and dimerization products (Schäfer et al., 2001), cross-linking of a protein (Boumans et al., 2006) and synthesis of 3, 4-dihydro-7, 8-dihydroxy-2H-dibenzofuran-1-ones (Hajdok et al., 2007). It has been reported that laccase induced radical polymerization of acrylamide with or without mediator (Ikeda et al., 1998). Laccase has been also used for the chemo-enzymatic synthesis of lignin graft-copolymers (Gübitz and Paulo, 2003). Laccases are also able to oxidize catechins. These molecules are the condensed structural units of tannins, which are important antioxidants found in vegetables, herbs, and teas. Catechins ability to scavenge free radicals makes them important in the prevention of several diseases such as cancer, inflammatory and cardiovascular. Oxidation of catechin by laccase has yielded products with improved antioxidant capability (Hosny and Rosazza, 2002).

6.7 BIOFUELS

The desire to reduce dependence on the ever declining fossil fuel reserves coupled with the impetus towards green energy is seeing increased research in the area of biofuels as alternative sources of energy. Bioethanol is one of the most essential biofuels produced from lignocellulosic material. This subject has been the focus of many contemporary studies (Naik et al., 2010). Lignocellulose is the most abundant source of organic material in the world. Lignocellulosic feed stocks are renewable, inexpensive and abundant in nature. They do not compete with food production and contribute to reduce the use of fossil fuels, thereby reducing carbon dioxide emission and global warming (Naik et al., 2010). Lignocellulosic feed stocks mainly comprise of two polysaccharides, cellulose and hemicelluloses which can be hydrolyzed to provide monosaccharides by the use of microorganisms in the fermentation processes (Jönsson et al., 2013; Parawira and Tekere, 2011). Cellulose and hemicellulose unfortunately are closely linked by lignin that acts as cementing agent between cellulose fibres (Jönsson et al., 2013). Therefore, lignocellulosic materials are recalcitrant to hydrolysis and need some kind of pretreatment before being converted to bioethanol (Parawira and Tekere, 2011; Schroyen et al., 2014). Their use actually depends on the efficient hydrolysis of polysaccharides. This requires a cost-effective pre-treatment of biomass for removing lignin and expose sugars to hydrolytic enzymes.



.....Alcatel-Lucent 

www.alcatel-lucent.com/careers

What if you could build your future and create the future?

One generation's transformation is the next's status quo. In the near future, people may soon think it's strange that devices ever had to be "plugged in." To obtain that status, there needs to be "The Shift".

The combination of steam explosion and acidic catalyst is one of the most commonly used methods for lignocellulose pretreatment, since it breaks and/or removes a minor part of lignin, depolymerizes cellulose and hemicellulose, and makes the biomass more accessible to the action of hydrolytic enzymes with relatively reduced cost (Jurado et al., 2009). However, this pretreatment produces some soluble inhibitory compounds which result from partial degradation of lignin and sugars, affecting enzymatic hydrolysis and also the fermentation steps, and will reduce the ethanol productivity of the microorganisms as well as the final ethanol yield (Jönsson et al., 2013; Parawira and Tekere, 2011; Jurado et al., 2009). The inhibitory compounds generated during the pretreatment process include weak acids, furan derivatives, and phenolic and other compounds (Jönsson et al., 2013). Several procedures for the removal of these compounds have been suggested. These include biological, physical, and chemical methods. Among which, use of laccase enzymes has been suggested as one of the most promising approach in lignocellulosic biomass detoxification (Parawira and Tekere 2011; Jurado et al., 2009). Laccase has been also studied as pretreatment agents in biofuel production, mainly as a delignifying enzyme (Kudanga and Le Roes-Hill, 2014; Mate and Alclade, 2016).

Laccases have potential applications in detoxification of lignocellulosic biomass after thermochemical pretreatment and production of value added products or biofuels from renewable biomass.

When detoxifying the lignocellulosic hydrolysate, laccase was found to be selective and could almost remove all phenolic monomers. Compared with other strategies, advantages of using laccases are that enzyme preparations show higher catalytic efficiencies, lower energy cost, fewer toxic sub products and shorter treatment time (Parawira and Tekere, 2011; Jurado et al., 2009; Kudanga and Le Roes-Hill, 2014). However, the disadvantage of using laccases are the high enzyme production costs, as the commercial laccases are still expensive despite efforts made to reduce enzyme cost through the use of biotechnology, thus limiting the applications of laccases (Parawira and Tekere, 2011). Screening for laccases having higher lignocellulosic hydrolysate-detoxifying ability can improve the present situation.

A study by Larsson et al. (2001) revealed that a laccase from the white rot fungus *T. versicolor* heterologously expressed in *Saccharomyces cerevisiae* improved the production of ethanol by removing the phenolic compounds (Larsson et al., 2001).

A laccase from the white-rot fungus *Ganoderma lucidum* was identified and studied for detoxifying lignocellulosic hydrolysates and for production of bioethanol. This laccase removed 84% of the phenolic content in corn stover hydrolysate, and when added before cellulase hydrolysis, it increased ethanol yield by 10% (Fang et al., 2015). Another interesting trend in this developing field is the engineering of a full consolidated bioprocessing microorganism by engineering an artificial secretome in yeast which contains the main enzymes of the ligninolytic consortium (Gonzalez-Perez and Alcalde, 2014; Alcalde, 2015).

6.8 NANOBIO TECHNOLOGY

Research in the area of nanotechnology has grown rapidly in recent years. Nanotechnology has its role in all fields of human need. Nanotechnology contributes to the development of smaller and highly efficient biosensors by controlled deposition and specific adsorption of biomolecules on different surfaces, obtaining micro and nanometer order. Nanoparticle, nanofibres, and nanotubes are used as biosensing and biofuel transport materials (Uematsu et al., 2001). Biosensor is basically a biological probe having electric transducer which converts biochemical signal into electric signal which perceive, convey and trace the signal according to biochemical change. Biosensors are being used as detectors in environmental and clinical analysis (Haghighi et al., 2003).

Laccases can catalyse electron transfer reactions without the requirement of additional cofactors, their use has been studied in biosensors and biofuel cells.

Some of the major qualities of a good biosensing system are its specificity, sensitivity, reliability, portability, real-time analysis and operation simplicity (D'Souza, 2001). Thus laccases can be applied as biosensors or bioreporters (Kunamneni et al., 2008; Rodriguez Couto and Toca Herrera, 2006; D'Souza et al., 2001; Rodríguez-Delgado et al., 2015). For the high-sensitivity diagnostic field, the bioreporter applications are of great interest.

In terms of biosensors, laccases reduce oxygen to water and the biosensor then records the oxygen consumption during analyte oxidation. Laccase-based biosensors have been used in the food industry for detecting polyphenols in fruit juices, wine and teas and for quantifying fungal contamination in grape musts (Zouari et al., 1988; Ghindilis et al., 1992; Cliffe et al., 1994; Di Fusco et al., 2010). Laccase-based biosensors have been developed for detection of morphine and codeine, catecholamines plant flavonoids and also for electroimmunoassay (Bauer et al., 1999; Lisdat et al., 1997; Leite et al., 2003; Ferry and Leech, 2005; Jarosz-Wilkolazka et al., 2004; Kuznetsov et al., 2001; Milligan and Ghindilis, 2002). Franzoi et al. (2009) reported laccase based biosensor for determination of rosmarinic acid in plant extracts.

Laccase bound covalently with biobinding molecules used as biosensor for histochemical assay, immunoassay, nucleic acid detection assay and cytochemical assay (Saito et al., 2004). Immobilization has an important effect on the biosensor sensitivity. Freire et al. (2001) immobilized fungal laccase on carbon-fibre electrodes using classical methods – physical adsorption and treatment with glutaraldehyde, carbodiimide and combination of carbodiimide/glutaraldehyde. The highest biosensor response was obtained with carbodiimide/glutaraldehyde for coupling laccase to carboxyl groups on the carbon fibres. The developed biosensor showed an optimum response at pH 5.0 and at an applied potential of -100 mV. The immobilized laccase showed good activity for more than 2 months.



Maastricht University

*Leading
in Learning!*

**Join the best at
the Maastricht University
School of Business and
Economics!**

Top master's programmes

- 33rd place Financial Times worldwide ranking: MSc International Business
- 1st place: MSc International Business
- 1st place: MSc Financial Economics
- 2nd place: MSc Management of Learning
- 2nd place: MSc Economics
- 2nd place: MSc Econometrics and Operations Research
- 2nd place: MSc Global Supply Chain Management and Change

Sources: Keuzegids Master ranking 2013; Elsevier 'Beste Studies' ranking 2012; Financial Times Global Masters in Management ranking 2012

**Maastricht
University is
the best specialist
university in the
Netherlands
(Elsevier)**

**Visit us and find out why we are the best!
Master's Open Day: 22 February 2014**

www.mastersopenday.nl

Martele et al. (2003) found that micropatterning was an efficient method for the immobilization of laccases on a solid surface for developing a multi-functional biosensor. Roy et al. (2005) observed that cross-linked enzyme crystals of laccase from *Trametes versicolor* could be used in biosensor applications showing great advantage over the soluble enzyme. Cabrita et al. (2005) immobilized laccase from *Trametes versicolor* on N-hydroxy-succinimide-terminated self-assembled monolayers on gold. This method could be useful for further development of biosensors. Laccase from *T. versicolor* on glassy carbon electrodes and an enzyme electrode based on the co-immobilization of an osmium redox polymer was used for ultrasensitive amperometric detection of the catecholamine neurotransmitters dopamine, epinephrine and norepinephrine, achieving nanomolar detection limits (Ferry and Leech, 2005). Laccase can be also immobilized on the cathode of biofuel cells providing power, for small transmitter systems (Calabrese et al., 2002; Chen et al., 2001). Biofuel cells appear to be attractive from an environmental point of view because electrical energy is produced without combusting fuel, thus, providing a cleaner source of energy.

The development of implantable biofuel cells harvesting power from natural sources is of great interest in the area of nanotechnology (Mate and Alclade, 2016). MacVittie et al. (2015) published on enzyme biofuel cell operating in an orange in vivo. The biofuel cell was composed of catalytic electrodes with glucose and fructose dehydrogenase enzymes immobilized on the anode and with *T. versicolor* laccase on the cathode. The cathode/anode pair was implanted in orange pulp, extracting power from the glucose and fructose content in the juice. The power harvested from the orange was used to supply a wireless electronic system.

6.9 PAINTS

Laccases can be used to replace toxic drying agents in paint (Mate and Alclade, 2016). Currently, water-based paints contain heavy metals that dry the alkyd resin films that are used as binding agents by catalyzing the oxidative cross-linking of unsaturated fatty acid moieties in the films. Alkyd resins are polyesters synthesized by the polymerization of polyalcohols, dicarboxylic acids or anhydrides and unsaturated fatty acids (Gooch, 2002). Chemical drying of these resins is based on heavy-metal catalyzed cross-linking of the unsaturated fatty acids. Heavy metals are often toxic, and the cobalt-based catalysts commonly used are found to be carcinogenic, and so alternative materials are being examined. Austrian Scientists have replaced the heavy metal catalysts with a laccase mediator-based, non-toxic biocatalyst. Laccases, can catalyze the oxidation of mainly phenolic substances, and are already used in other fields as described in the above sections.

Laccases could be an environmentally friendly alternative to the use of toxic heavy metal drying agents in paints.

By the use of mediators the substrate scope of laccase enzyme can be broadened. 1-HBT was found to be an effective mediator for laccase in the oxidation of the alkyd resin. The measurements of the oxygen consumption during the reaction showed that it proceeded by a two-phase radical mechanism, via peroxy-cross-linking (Greimel et al., 2013). Interestingly, the biocatalytic reaction was found to work both in aqueous media and in a solid film.

6.10 REFERENCES

Abadulla E, Tzanov T, Kosta S, Robra KH, Cavaco-Paulo A, Gubitz G (2000) Decolourization and detoxification of textile dyes with a laccase from *Trametes hirsute*. *Appl Environ Microbiol* 66:3357–3362.

Akhtar M (1994) Biomechanical pulping of aspen wood chips with three strains of *Ceriporiopsis subvermispora*. *Holzforschung* 48: 199–202.

Akhtar M, Blanchette RA and Kirk K (1997) Fungal delignification and biomechanical pulping of wood. In: *Advances in biochemical engineering and biotechnology*, vol. 57. Berlin: Springer-Verlag; 1997. p. 159–95.

Aktas N and Tanyolac A (2003) Kinetics of laccase-catalyzed oxidative polymerization of catechol. *J Mol Cat B* 22: 61–69.

Alcalde M (2007) Laccases: biological functions, molecular structure and industrial applications. In *Industrial Enzymes. Structure, Function and Applications*. Polaina, J and MacCabe, AP (eds). Dordrecht: Springer, pp. 461–476.

Alcalde M (2015) Engineering the ligninolytic consortium. *Trends Biotechnol* 33: 155–162.

Alcalde M, Ferrer M, Plou, FJ and Ballesteros A (2006) Environmental biocatalysis: from remediation with enzymes to novel green processes. *Trends Biotechnol* 24: 281–287.

Alexandersson T and Malmqvist A (2005) Treatment of packaging board whitewater in anaerobic/aerobic biokinetics. *Water Sci Technol* 52: 289–98.

Allen LH (1975) Pitch In wood pulps. *Pulp Paper Canada* 76(5): 70–7.

Allen LH (2000a) Pitch control in paper mills. In: Back EL, Allen LH (eds) *Pitch control wood resin and deresination*. TAPPI, Atlanta, pp. 307–328.

Allen LH (2000b) Pitch control in pulp mills. In: Back EL, Allen LH (eds) Pitch control wood resin and deresination. TAPPI, Atlanta, pp. 265–288.

Amann A (1997) The Lignozym process coming closer to the mill. In: Proceedings of the 9th (Incomplete reference).

Amitai G, Adani R, Sod-Moriah G, Rabinovitz I, Vincze A and Leader H (1998) Oxidative biodegradation of phosphorothiolates by fungal laccase. FEBS Lett 438: 195–200.

Anon (2010) Enzymes: the new approach to minimizing fibre costs? Perini J 99(35): 94–96.

Aracri E, Roncero, MB, and Vidal T (2011) Studying the effects of laccase-catalyzed grafting of ferulic acid on sisal pulp fibres. Bioresour Technol 102(16): 7555–7560.

Arias ME, Arenas M, Rodriguez J, Soliveri J, Ball AS and Hernandez M (2003) Kraft pulp biobleaching and mediated oxidation of a nonphenolic substrate by laccase from *Streptomyces cyaneus* CECT 3335. Appl Environ Microbiol 69(4): 1953–1958.



**Empowering People.
Improving Business.**

BI Norwegian Business School is one of Europe's largest business schools welcoming more than 20,000 students. Our programmes provide a stimulating and multi-cultural learning environment with an international outlook ultimately providing students with professional skills to meet the increasing needs of businesses.

BI offers four different two-year, full-time Master of Science (MSc) programmes that are taught entirely in English and have been designed to provide professional skills to meet the increasing need of businesses. The MSc programmes provide a stimulating and multi-cultural learning environment to give you the best platform to launch into your career.

- MSc in Business
- MSc in Financial Economics
- MSc in Strategic Marketing Management
- MSc in Leadership and Organisational Psychology

BI NORWEGIAN BUSINESS SCHOOL

EFMD
EQUIS
ACCREDITED

www.bi.edu/master

- Arjona I, Vidal T, Roncero MB and Torres AL (2007) A new colour stripping sequence for dyed secondary fibres. In: 10th international congress on biotechnology in the pulp and paper industry (June 10–15, 2007), Madison, Wisconsin, USA, PS LPA 3.2, p. 127.
- Back EL (2000) The location and morphology of resin components in the wood. In: Back EL, Allen LH (eds) Pitch control wood resin and deresination. Tappi, Atlanta, pp. 1–35.
- Back EL and Allen LH (2000) Pitch control wood resin and deresination. TAPPI, Atlanta
- Bajpai P (1999) Application of enzymes in the pulp and paper industry. *Biotechnol Prog* 15: 147–57.
- Bajpai P (2012a) Environmentally benign approaches for pulp bleaching, 2nd edn. Elsevier, Amsterdam.
- Bajpai P (2012b) Biotechnology in pulp and paper processing. Springer, New York, 412 pp.
- Bajpai P and Bajpai PK (1998) Deinking with enzymes: a review. *Tappi J* 81(12): 111–117.
- Bajpai P, Anand A, and Bajpai PK (2006a) Bleaching with lignin-oxidizing enzymes. *Biotechnol Annu Rev* 12: 349–378.
- Bajpai P, Anand A, Sharma N, Mishra SP, Bajpai PK and Lachenal D (2006b) Enzymes improve ECF bleaching of pulp. *Bioresources* 1: 34–44.
- Bajpai P and Bajpai PK (1999) Recycling of process water in a closed mill system. Leatherhead, UK: Pira International; 1999.
- Bajpai P, Bajpai PK and Kondo R (1999) Biotechnology for Environmental Protection in Pulp and Paper Industry, Springer-Verlag, Germany, Chapter 2, p. 13–28.
- Bajpai P, Mehna A and Bajpai PK (1993) Decolourization of kraft bleach plant effluent with the white-rot fungus *Trametes versicolor*. *Process Biochem* 28: 377–84.
- Bajpai P, Mehna A and Bajpai PK (1993) Decolourization of kraft bleach effluent with white rot fungus *Trametes versicolor*. *Process Biochem* 28: 377–384.

Baker WL, Sabapathy K, Vibat M and Lonergan G (1996) Laccase catalyzes formation of an indamine dye between 3-methyl-2-benzothiazolinone hydrazone and 3-dimethylaminobenzoic acid. *Enzyme Microb Technol* 18: 90–94.

Banat IM, Nigam P, Singh D and Marchant R (1996) Microbial decolourization of textile dye containing effluents: a review. *Bioresour Technol* 58: 217–227.

Barreca AM, Fabbrini M, Galli C, Gentili P and Ljunggren S (2003) Laccase/mediated oxidation of a lignin model for improved delignification procedures, *J Mol Catal B-Enz* 26: 105–110.

Barreca AM, Sjögren B, Fabbrini M, Galli C and Gentili P (2004) Catalytic efficiency of some mediators in laccase-catalyzed alcohol oxidation. *Biocatal Biotransform* 22: 105–12.

Barton DA, Stuart PR, Lagace P and Miner R (1995) Experience with water system closure at recycled paperboard mills. *Tappi J* 79(3): 191–197.

Bauer CG, Kuhn A, Gajovic N, Skorobogatko O, Holt PJ and Bruce NC (1999). New enzyme sensors for morphine and codeine based on morphine dehydrogenase and laccase. *Fresenius' J Anal Chem* 364: 179–83.

Baughman GL and Perenich TA (1998) Fate of dyes in aquatic systems: I solubility and partitioning of some hydrophobic dyes and related compounds. *Environ Toxicol Chem* 7: 183–99.

Behrendt CJ, Blanchette RA, Akhtar M, Enebak SA, Iverson S and Williams DP (2000) Biomechanical pulping with *Phlebiopsis gigantea* reduced energy. *Tappi J* 83 (9): 1–9.

Bezerra TMDS, Bassan JC, Santos VTDO, Ferraz A, and Monti R (2015) Covalent immobilization of laccase in green coconut fibre and use in clarification of apple juice. *Process Biochem* 50: 417–423.

Bhogal RK, Casey J, Ganguli S, Hunter KJ, Koek JH and Redfern SP (2013) Hair colouring composition. WO2013189966A2.

Blanchette RA, Leatham GF, Attridge M, Akhtar M and Myers GC (1991) Biomechanical pulping with *C. subvermispora*. US Pat Appl US5055159; October 08, 1991.

Blázquez P, Casas N, Font X, Gabarrell M, Sarrá M and Caminal G (2004) Mechanism of textile metal dye biotransformation by *Trametes versicolor*. *Water Res* 38: 2166–72.

Bollag JM, Shuttleworth KL and Anderson DH (1988) Laccase-mediated detoxification of phenolic compounds. *Appl Environ Microbiol* 54: 3086–91.

Bolli A, Galluzzo P, Ascenzi P, Del PG and Manco I (2008) Laccase treatment impairs bisphenol A-induced cancer cell proliferation affecting estrogen receptor α -dependent rapid signals. *IUBMB Life* 60: 843–852.

Borch K, Franks N, Lund H, Xu H and Luo J (2003) Oxidizing enzymes in the manufacturing of paper materials. Patent (USA) US 2003/0124710 A1.


Boumans JWL, Nagtegaal RMA, Dunnewind A, Happe RP, Bos MA, Faegemand M and Degn P (2006) A method for enzymatic cross-linking of a protein, cross-linked protein thus obtained and use thereof, WO Patent 2006/016809 2006.

Bourbonnais R and Paice MG (1990) Oxidation of non-phenolic substrates: An expanded role for laccase in lignin biodegradation. *FEBS Lett* 267: 99–102.

Need help with your dissertation?

Get in-depth feedback & advice from experts in your topic area. Find out what you can do to improve the quality of your dissertation!

Get Help Now



Go to www.helpmyassignment.co.uk for more info



Bourbonnais R and Paice MG (1996) Enzymic delignification of kraft pulp using laccase and a mediator. *Tappi J* 79 (6): 199–204.

Bourbonnais R, Paice MG, Freiermuth B, Bodie E and Borneman S (1997) Reactivities of various mediators and laccases with kraft pulp and lignin model compounds, *Appl Environ Microbiol* 12: 4627–4632.

Bourbonnais R, Rochefort D, Paice MG, Renaud S and Leech D (2000) Transition metal complexes: a new class of laccase-mediators for pulp bleaching. *TAPPI J* 83(10): 68.

Bouwens ECM, Trivedi K, Van Vliet C and Winkel C (1997) Method of enhancing colour in a tea based foodstuff. EP0760213 A1.

Brijwani K, Rigdon A and Vadlani PV (2010) Fungal laccases: production, function, and applications in food processing. *Enzyme Res* 2010: 149748. Article ID 149748.

Buchert J, Mustranta A, Tamminen T, Spetz P and Holmbom B (2002) Modification of spruce lignans with *Trametes hirsuta* laccase. *Holzforschung* 56: 579–584.

Burton SW (2001) Low-energy thermomechanical pulping process using an enzyme treatment of wood between refining zones. US Pat Appl US6267841; July 31.

Cabrita JF, Abrantes LM and Viana AS (2005) N-Hydroxysuccinimide-terminated self-assembled monolayers on gold for biomolecules immobilisation. *Electrochim Acta* 50: 2117–24.

Calabrese BS, Pickard M, Vazquez-Duhalt R and Heller A (2002) Electroreduction of O₂ to water at 0.6 V (NHE) at pH 7 on the ‘wired’ *Pleurotus ostreatus* Laccase Cathode Biosens *Bioelectron* 17: 1071–4.

Call HP (1991a) Laccases in delignification, bleaching and wastewater treatment. Patent No. DE 4137761.

Call HP (1991b) Process of treating waste paper by enzymatic deinking. Eur Pat Appl EP447672; September 25, 1991.

Call H-P, Call S, Garcia-Lindgren C and Marklund A (2004) Extended lab trials: combined enzymatic delignification and bleaching systems. In: 9th International conference on biotechnology in the pulp and paper industry, Durban, South Africa, 10–14 Oct 2004.

Call HP and Mucke I (1997) History, overview and applications of mediated lignolytic systems, especially laccase-mediator-systems. *J Biotechnol* 53: 163–202.

Camarero S, García O, Vidal T, Colom J, Del río JC, Gutiérrez A, Gras JM, Monje R, Martínez MJ and Martínez AT (2004) efficient bleaching of non-wood high-quality paper pulp using laccasemediator system. *Enzyme Microb Technol* 35(2–3): 113–120.

Camarero S, Ibarra D, Martínez MJ and Martínez AT (2005) Lignin-derived compounds as efficient laccase mediators for decolourization of different types of recalcitrant dyes. *Appl Environ Microb* 71: 1775–1784.

Camarero S, Ibarra D, Martínez AT, Romero J, Gutiérrez A and del Río JC (2007) Paper pulp delignification using laccase and natural mediators. *Enzyme Microbial Technol* 40: 1264–71.

Cañas AI, Alcalde M, Plou F, Martínez MJ, Martínez AT and Camarero S (2007) Transformation of polycyclic aromatic hydrocarbons by laccase is strongly enhanced by phenolic compounds present in soil. *Environ Sci Technol* 41: 2964–2971.

Cannatelli MD and Ragauskas AJ (2017) Two Decades of Laccases: Advancing sustainability in the chemical industry. *Chem Rec* 17(1): 122–140.

Cannatelli, MD and Ragauskas AJ (2013a) Laccase-catalyzed C-C bond forming reactions. *Organic Chem. Curr Res* 2(3).dx. doi.org/10.4172/2161–0401.1000e125.

Cannatelli MD and Ragauskas AJ (2013b) Enzyme Initiated Cascade Reactions. *Organic Chem Curr Res* 2:e127. doi: 10.4172/2161–0401.1000e127.

Cantarelli C (1986) Trattamenti enzimatici sui costituenti fenolici dei mosti come prevenzione della maderizzazione. *Vini d'Italia* 3: 87–98.

Cantarelli C and Giovanelli G (1990) Stabilization of pome and grape juice against phenolic deterioration by enzymic treatments. *Internationale Fruchtsaft Union Wissenschaftlich-Technische Commission* 21: 35–57.

Cao Y, Duan X, Cao Y, Lv J and Zhou G (2007) Effect of parameters for laccase treated fibre of *Pinus kesiya* var. *langbianensis* on strength of wet-process fibreboard. *P China Assoc Sci Technol* 3: 114–8.

Chakar FS and Ragauskas AJ (2000) The effects of oxidative alkaline extraction stages after laccase/HBT and laccase/NHAA treatments – an NMR study of residual lignins. *J Wood Chem Technol* 20: 169–84.

Chandra RP and Ragauskas AJ (2001) Laccase: the renegade of fibre modification. In: *Tappi pulping conference*. 2001. p. 1041–51.

Chandra RP and Ragauskas AJ (2002a) Elucidating the effects of laccase on the physical properties of high-kappa kraft pulps. *Prog Biotechnol* 21:165–72.

Chandra RP and Ragauskas AJ (2002b) Evaluating laccase-facilitated coupling of phenolic acids to high-yield kraft pulps. *Enzyme Microbial Technol* 30: 855–61.

Chandra RP, Wolfaardt F and Ragauskas AJ (2003) Biografting of celestine blue onto a high kappa kraft pulp. *ACS Sym Ser* 855: 66–80.

Chakar FS and Ragauskas AJ (2004) Biobleaching chemistry of laccase-mediator systems on high-lignin-content kraft pulps. *Can J Chem* 82:344–52.



Brain power

By 2020, wind could provide one-tenth of our planet's electricity needs. Already today, SKF's innovative know-how is crucial to running a large proportion of the world's wind turbines.

Up to 25 % of the generating costs relate to maintenance. These can be reduced dramatically thanks to our systems for on-line condition monitoring and automatic lubrication. We help make it more economical to create cleaner, cheaper energy out of thin air.

By sharing our experience, expertise, and creativity, industries can boost performance beyond expectations. Therefore we need the best employees who can meet this challenge!

The Power of Knowledge Engineering

Plug into The Power of Knowledge Engineering.
Visit us at www.skf.com/knowledge

SKF

Chandra R and Chowdhary P (2015) Properties of bacterial laccases and their application in bioremediation of industrial wastes. *Environ Sci Process Impacts* 17: 326–342.

Chandra RP, Felby C and Ragauskas AJ (2004a) Improving laccase-facilitated grafting of 4-hydroxybenzoic acid to high-kappa kraft pulps. *J Wood Chem Technol* 24: 69–81.

Chandra RP, Lehtonen LK and Ragauskas AJ (2004b) Modification of high lignin content kraft pulps with laccase to improve paper strength properties. 1. Laccase treatment in the presence of gallic acid. *Biotechnol Progr* 20(1): 255–261.

Chen CY, Huang YC, Wei CM, Meng M, Liu WH and Yang CH (2013) Properties of the newly isolated extracellular thermo-alkali-stable laccase from thermophilic actinomycetes *Thermobifida fusca* and its application in dye intermediates oxidation. *AMB Express* 3: 49.

Chen T, Barton SC, Binyamin G, Gao Z, Zhang Y and Kim H-H (2001) A miniature biofuel cell. *J Am Chem Soc* 123: 8630–1.

Chen YM, Wan JQ, Ma, YW and Lv HL (2010) Modification of properties of old newspaper with biological method. *Bioresour Technol* 101(18): 7041–7045.

Chen YM, Wan, JQ, Ma, YW, Tang B, Han, WJ and Ragauskas AJ (2012) Modification of old corrugated container pulp with laccase and laccase-mediator system. *Bioresour Technol* 110: 297–301.

Cheng HN, Delagrave S, Gu QM and Murphy DJ (2003) Enhancing laccase activity using pro-oxidants and pro-degradants, Int. Patent no. WO 2003023142, 2003.

Cheong SH, Choi YW, Min BS and Choi HY (2010) Polymerized urushiol of the commercially available rhus product in Korea. *Ann Dermatol* 22(1): 16–20.

Cho N-S, Jarosz-Wilkolazka A, Cho H-Y, Leonowicz A and Ohga S (2007) Removal of chlorophenols by fungal laccase in the presence of aromatic alcohols. *J Fac Agric Kyushu Univ* 52: 23–7.

Cliffe S, Fawer MS, Maier G, Takata K and Ritter G (1994) Enzyme assays for the phenolic content of natural juices. *J Agr Food Chem* 42: 1824–1828.

Conrad, LS, Sponholz WR and Berker O (2000) Treatment of cork with a phenol oxidizing enzyme. US6152966.

- Cooper P (1995) Removing colour from dye house wastewater. *Asian Textile J* 3: 52–6.
- Crecchio C, Ruggiero P and Pizzigallo MDR (1995) Polyphenol oxidases immobilized in organic gels: properties and applications in the detoxification of aromatic compounds. *Biotechnol Bioeng* 48: 585–591.
- Davis S and Burns RG (1992). Covalent immobilisation of laccase on activated carbon for phenolic effluent treatment. *Appl Microbiol Biotechnol* 37: 474–479.
- Davis S and Burns RG (1990) Decolourization of phenolic effluents by soluble and immobilized phenol oxidases. *Appl Microbiol Biotechnol* 32: 721–6.
- Dec J and Bollag JM (1994) Dehalogenation of chlorinated phenols during oxidative coupling. *Environ Sci Technol* 28: 484–90.
- Dec J, Haider K and Bollag JM (2003) Release of substituents from phenolic compounds during oxidative coupling reactions. *Chemosphere* 52: 549–56.
- Di Fusco M, Tortolini C, Deriu D and Mazzei F (2010) Laccase-based biosensor for the determination of polyphenol index in wine. *Talanta* 81: 235–240.
- Díaz Blanco C, González MD, Monmany JMD and Tzanov T (2009) Dyeing properties, synthesis, isolation and characterization of an in situ generated phenolic pigment, covalently bound to cotton. *Enzyme Microb Tech* 44: 380–385.
- D'Souza SF (2001) Microbial biosensors. *Biosens Bioelectr* 16: 337–353.
- Dube E, Shareck F, Hurtubise Y, Beauregard M and Daneault C (2009). Enzyme-based approaches for pitch control in thermomechanical pulping of softwood and pitch removal in process water. EXFOR and Annual Meeting 2009, Montreal, QC, Canada, 3–4 Feb. 2009, pp 69–74.
- Dyer TJ and Ragauskas AJ (2004) Laccase: a harbinger to kraft pulping. *ACS Sym Ser* 889: 339–62.
- El-Fakharany EM, Haroun BM, Ng TB and Redwan ER (2010) Oyster mushroom laccase inhibits hepatitis C virus entry into Peripheral blood cells and hepatoma cells. *Protein Pept Lett* 17: 1031–1039.

Erb-Downward JR, Noggle RM, Williamson PR and Huffnagle GB (2008) The role of laccase in prostaglandin production by *Cryptococcus neoformans*. *Mol Microbiol* 68: 1428–1437.

Fackler K, Kuncinger T, Ters T and Srebotnik E (2008) Laccase-catalyzed functionalization with 4-hydroxy-3-methoxybenzylurea significantly improves internal bond of particle boards. *Holzforschung* 62(2): 223–9.

Fagerström R, Tenkanen M, Kruus K and Buchert J (2001) Removal of hexenuronic acid side groups from kraft pulp by laccase/mediator treatment. In: 8th International Conference on Biotechnology in the Pulp and Paper Industry, Helsinki, Finland, 4–8 June 2001, pp. 225–230.

Fang Z, Liu X, Chen L, Shen Y, Zhang X and Fang W (2015) Identification of a laccase Glac15 from *Ganoderma lucidum* 77002 and its application in bioethanol production. *Biotechnol Biofuel* 8: 1–12.

Farnet AM, Criquet S, Tagger S, Gil G and Le PJ (2000) Purification, partial characterization and reactivity with aromatic compounds of two laccase from *Marasmius quercophilus* strain 17. *Can J Microbiol* 46:189–194.

TURN TO THE EXPERTS FOR **SUBSCRIPTION** CONSULTANCY

Subscribe is one of the leading companies in Europe when it comes to innovation and business development within subscription businesses.

We innovate new subscription business models or improve existing ones. We do business reviews of existing subscription businesses and we develop acquisition and retention strategies.

Learn more at [linkedin.com/company/subscribe](https://www.linkedin.com/company/subscribe) or contact Managing Director Morten Suhr Hansen at mha@subscribe.dk

SUBSCR✓**IBE** - to the future

Felby C, Hassingboe J and Lund M (2002) Pilot-scale production of fibreboards made by laccase oxidized wood fibres: board properties and evidence for cross-linking of lignin. *Enzyme Microbial Technol* 31: 736–41.

Felby C, Pedersen LS and Nielsen BR (1997) Enhanced auto-adhesion of wood fibres using phenol oxidases. *Holzforschung* 51: 281–6.

Felby C, Thygesen LG, Sanadi A and Barsberg S (2004) Native lignin for bonding of fibre boards-evaluation of bonding mechanisms in boards made from laccase-treated fibres of beech (*Fagus sylvatica*). *Ind Crop Prod* 20: 181–9.

Ferraz A, Guerra A, Souza-Cruz PB and Mendonc AR (2002) Attempts to correlate biopulping benefits with changes in the chemical structure of wood components and enzymes produced during the wood biotreatment with *Ceriporiopsis subvermispora*. *Prog Biotechnol* 21: 73–80.

Ferry Y and Leech D (2005). Amperometric detection of catecholamine neurotransmitters using electrocatalytic substrate recycling at a laccase electrode. *Electro analysis* 17: 2113–9.

Field JA (1986) Method for biological treatment of waste waters containing nondegradable phenolic compounds and degradable nonphenolic compounds. EP Patent 1986; EP 238148.

Fillat, A, Gallardo, O, Vidal, T, Pastor, F IJ, Díaz P and Roncero MB (2012) Enzymatic grafting of natural phenols to flax fibres: Development of antimicrobial properties. *Carbohydr Polym* 87(1): 146–152.

Font X, Caminal G, Gabarrell X, Romero S and Vicent MT (2003) Black liquor detoxification by laccase of *Trametes versicolor* pellets. *J Chem Technol Biotechnol* 78: 548–54.

Forss K, Jokinen K, Savolainen M and Williamson H (1987) Utilization of enzymes for effluent treatment in the pulp and paper industry. In: *Proc 4th International Symposium on Wood and Pulping Chemistry Vol. 1*, Paris, France 1987, pp. 179–183.

Forss Kaj, Jokinen Kirsti, Savolainen M and Williamson H (1989) Utilization of enzymes for effluent treatment in the pulp and paper industry. *Pap Puu* 71: 1108–12.

Franks NE (2000) Methods for deinking and decolourizing printed paper. *Int Pat Appl* WO0015899; March 23, 2000.

Franzoi AC, Peralta RA, Neves A and Vieira IC (2009) Biomimetic sensor based on Mn(III) and Mn(II) complex as manganese peroxidase mimetic for determination of rutin. *Talanta* 78: 221–226.

Freire RS, Durán N and Kubota LT (2001) Effects of fungal laccase immobilization procedures for the development of a biosensor for phenol compounds. *Talanta* 54(4): 681–686.

Fritz-Langhals E and Kunath B (1998) Synthesis of aromatic aldehydes by laccase mediator assisted oxidation. *Tetrahedron Lett* 39: 5955–5956.

Fu S, Zhan H and Yu H (2000) Preliminary study on biobleaching of *Eucalyptus urophylla* kraft pulp with laccase-mediator system. *China Pulp Pap* 19(2): 8–15.

Gaitan IJ, Medina SC, González JC, Rodríguez A, Espejo AJ and Osma JF (2011) Evaluation of toxicity and degradation of a chlorophenol mixture by the laccase produced by *Trametes pubescens*. *Bioresour Technol* 102: 3632–3635.

Gamelas JAF, Pontes ASN, Evtuguin DV, Xavier AMRB and Esculcas AP (2007) New polyoxometalate-laccase integrated system for kraft pulp delignification. *Biochem Eng J* 33: 141–7.

Gamelas JAF, Tavares APM, Evtuguin DV and Xavier AMB (2005) Oxygen bleaching of kraft pulp with polyoxometalates and laccase applying a novel multi-stage process. *J Mol Catal B-Enz* 33: 57–64.

Garg SK and Modi DR (1999) Decolourization of pulp-paper mill effluents by whiterot fungi. *Crit Rev Biotechnol* 19: 85–112.

Gavezzotti P, Navarra C, Caufin S, Danieli B, Magrone P, Monti D and Riva S (2011) Synthesis of enantiomerically enriched dimers of vinylphenols by tandem action of laccases and lipases. *Adv Synth Catal* 353: 2421–2430.

Ghindilis A (2000) Direct electron transfer catalysed by enzymes: application for biosensor development. *Biochem Soc Trans* 28: 84–89.

Gianfreda L, Xu F and Bollag JM (1999) Laccases: a useful group of oxidoreductive enzymes. *Bioremediat J* 3: 1–25.

Giovanelli G and Ravasini G (1993) Apple juice stabilization by combined enzyme-membrane filtration process. *Lebensm Wiss Technol* 26: 1–7.

Gökmen V, Borneman Z and Nijhuis HH (1998) Improved ultrafiltration for colour reduction and stabilization of apple juice. *J Food Sci* 63: 504–507.

Golz-Berner K, Walzel B, Zastrow L and Doucet O (2004) Cosmetic or dermatological preparation with skin-lightening proteins. WO2004017931A1.

Gomez-Toribio V, Garcia-Martin AB, Martinez MJ, Martinez AT and Guillen F (2009) Induction of extracellular hydroxyl radical production by white-rot fungi through quinone redox cycling. *Appl Environ Microbiol* 75: 3944–3953.

Gonzalez T, Terron MC, Yague S, Zapico E, Galletti GC and Gonzalez AE (2000) Pyrolysis/gas chromatography/mass spectrometry monitoring of fungal biotreated distillery waste water using *Trametes* sp I-62 (CECT 20197). *Rapid Communication in Mass spectrometry* 4: 1417–1424.



What do you want to do?

No matter what you want out of your future career, an employer with a broad range of operations in a load of countries will always be the ticket. Working within the Volvo Group means more than 100,000 friends and colleagues in more than 185 countries all over the world. We offer graduates great career opportunities – check out the Career section at our web site www.volvogroup.com. We look forward to getting to know you!

VOLVO
AB Volvo (publ)
www.volvogroup.com

VOLVO TRUCKS | RENAULT TRUCKS | MACK TRUCKS | VOLVO BUSES | VOLVO CONSTRUCTION EQUIPMENT | VOLVO PENTA | VOLVO AERO | VOLVO IT
VOLVO FINANCIAL SERVICES | VOLVO 3P | VOLVO POWERTRAIN | VOLVO PARTS | VOLVO TECHNOLOGY | VOLVO LOGISTICS | BUSINESS AREA ASIA

Gonzalez-Perez, D and Alcalde M (2014) Assembly of evolved ligninolytic genes in *Saccharomyces cerevisiae*. *Bioengineered* 5: 254–263.

Gooch JW (2002) *Emulsification and Polymerization of Alkyd Resins*. Dordrecht: Springer.

Greimel KJ, Perz V, Koren K, Feola R, Temel A and Sohar C (2013) Banning toxic heavy-metal catalysts from paints: enzymatic cross-linking of alkyd resins. *Green Chem* 15: 381–388.

Gronqvist S, Rantanen K, Alén R, Mattinen M-L, Buchert J and Viikari L (2006) Laccase-catalysed functionalisation of TMP with tyramine. *Holzforschung* 60: 503–8.

Gübitz GM and Paulo AC (2003) New substrates for reliable enzymes: enzymatic modification of polymers. *Curr Opin Biotechnol* 14(6): 577–582.

Gutiérrez A, del Río JC, Ibarra D, Rencoret J, Romero J, Speranza M, Camarero S, Martínez MJ and Martínez AT (2006a) Enzymatic removal of free and conjugated sterols forming pitch deposits in environmentally sound bleaching of eucalypt paper pulp. *Environ Sci Technol* 40: 3416–3422.

Gutiérrez A, del Río JC, Rencoret J, Ibarra D and Martínez AT (2006b) Main lipophilic extractives in different paper pulp types can be removed using the laccase-mediator system. *Appl Microbiol Biotechnol* 72: 845–851.

Gutiérrez A, del Río JC, Rencoret J, Ibarra D, Speranza AM, Camarero S, Martínez MJ and Martínez AT (2006c) Sistema enzimamediador para el control de los depósitos de pitch en la fabricación de pasta y papel. Patent (International) PCT/ES06/070091.

Gutiérrez A, Rencoret J, Ibarra D, Molina S, Camarero S, Romero J, del Río JC and Martínez AT (2007) Removal of lipophilic extractives from paper pulp by laccase and lignin-derived phenols as natural mediators. *Environ Sci Technol* 41: 4124–4129.

Habets LHA, Hooimeijer A and Knelissen HJ (1997) In-line biological process water treatment for zero discharge operation at recycled fibre board mills – Combined aerobic/anaerobic system'. *Pulp & Paper Canada* 98(12): 184–187.

Hadzhiyska H, Calafell M, Gibert JM, Dagà JM and Tzanov T (2006) Laccase-assisted dyeing of cotton. *Biotechnol Lett* 28: 755–759.

Hager A, Nellessen B and Puls J (2002) On the applicability of laccases for deinking In: Proceedings of PTS-CTP Deinking Symposium, 34/1–34/10.

Haghighi B, Gorton, L, Ruzgas, T and Jönsson LJ (2003) Characterization of graphite electrodes modified with laccase from *Trametes versicolor* and their use for bioelectrochemical monitoring of phenolic compounds in flow injection analysis, *Analytica Chimica Acta* 487: 3–14.

Hajdok S, Leutbecher H, Greiner G, Conrad J and Beifuss U (2007) Laccase initiated oxidative domino reactions for the efficient synthesis of 3,4-dihydro-7,8-dihydroxy-2H-dibenzofuran-1-ones. *Tetrahedron Lett* 48: 5073–5076.

Hakulinen R (1988) The use of enzymes in the waste water treatment of pulp and paper industry – a new possibility. *Water Sci Tech* 20(1): 251–262.

Hammel KE and Tardone PJ (1988) The oxidative 4-Dechlorination of polychlorinated phenols is catalyzed by extracellular fungal lignin peroxidases. *Biochemistry* 27: 6563–6568.

Hansen TT, Holm HC and Franks NE (1995) A process for production of linerboard and corrugated medium. *Int Pat Appl WO 9509946*; April 13, 1995.

Hatakka A, Maijala P, Mettälä A, Hakala T, Hauhio L and Ellmén J (2002) Fungi as potential assisting agents in softwood pulping. *Prog Biotechnol* 21: 81–8. Helsinki, Finland, 4–8 June 2001 edited by Vahala P, Lantto R, p. 80 [Espoo, Finland: VTT Biotechnology, 310 pp].

Hernández M, Hernández-Coronado MJ, Pérez MI, Revilla E, Villar JC and Ball AS (2005) Biomechanical pulping of spruce wood chips with *Streptomyces cyaneus* CECT 3335 and handsheet characterization. *Holzforschung* 59: 173–7.

Hosny M and Rosazza JPN (2002) Novel oxidations of (+)-catechin by horseradish peroxidase and laccase. *J Agric Food Chem* 50: 5539–5545.

Hossain K, Díaz González M, Lozano GR and Tzanov T (2009) Multifunctional modification of wool using an enzymatic process in aqueous-organic media. *J Biotechnol* 141: 58–63.

Hou H, Zhou J, Wang J, Du C and Yan B (2004) Enhancement of laccase production by *Pleurotus ostreatus* and its use for the decolourization of anthraquinone dye. *Process Biochem* 39: 1415–9.


Hu DD, Zhang RY, Zhang GQ, Wang HX and Ng TB (2011) A laccase with antiproliferative activity against tumor cells from an edible mushroom, white common *Agrocybe cylindracea*. *Phytomedicine* 18(5): 374–379.

Hunt C, Kenealy W, Horn E and Houtman C (2004) A biopulping mechanism: creation of acid groups on fibre. *Holzforschung* 58: 434–9.

Huttermann A, Mai C and Kharazipour A (2001) Modification of lignin for the production of new compounded materials. *Appl. Microbiol Biotechnol* 55(4): 387–394.

Huttermann A, Nonninger K and Kharazipour A (1998) Intermediate for the production of lignin polymerizates and their use in the production of derived timber products. *Int Pat Appl* WO9831729; July 23, 1998.

Ikeda R, Tanaka H, Uyama H and Kobayashi S (1998) Laccase-catalyzed polymerization of acrylamide. *Macromol Rapid Commun* 19: 423–425.

 **gaiTeye**[®]
Challenge the way we run

**EXPERIENCE THE POWER OF
FULL ENGAGEMENT...**

.....

**RUN FASTER.
RUN LONGER..
RUN EASIER...**

READ MORE & PRE-ORDER TODAY
WWW.GAITEYE.COM

Iracheta-Cárdenas MM, Rocha-Peña MA, Galán-Wong LJ, Arévalo-Niño K and Tovar-Herrera OE (2016) A *Pycnoporus sanguineus* laccase for denim bleaching and its comparison with an enzymatic commercial formulation. *J Environ Manage* 177: 93–100.

Jarosz-Wilkolazka A, Ruzgas T and Gorton L (2004) Use of laccase-modified electrode for amperometric detection of plant flavonoids. *Enzyme Microb Technol* 35: 238–41.

Jeon SY and Imm JY (2014) Lipase inhibition and cholesterol-lowering activities of laccase-catalyzed catechin polymers. *Food Sci Biotechnol* 23: 1703–1707.

Jönsson L, Alriksson B and Nilvebrant N-O (2013) Bioconversion of lignocellulose: inhibitors and detoxification. *Biotechnol Biofuels* 6: 16.

Jurado M, Prieto A, Martinez-Alcala A, Martinez AT and Martinez MJ (2009) Laccase detoxification of steam-exploded wheat straw for second generation bioethanol. *Bioresour Technol* 96: 673–686.

Kainz S, Gabler M, Stehr R, Naumann F and Gabler J (2003). International Patent WO2003053375A.

Kandioller G and Christov L (2001) Evaluation of the delignification and bleaching abilities of selected laccases with HBT on different pulps. *ACS Sym Ser* 785: 427–43.

Karam J and Nicell JA (1997) Potential applications of enzymes in waste treatment. *J Chem Technol Biotechnol* 69(2): 141–153.

Karamyshev AV, Shleev SC, Koroleva OV, Yaropolov AI and Sakharov IY (2003) Laccase-catalyzed synthesis of conducting polyaniline. *Enzyme Microb Technol* 33: 556–564.

Karlsson S, Holmbom B, Spetz P, Mustranta A Kandioller G and Christov L (2001) Evaluation of the delignification and bleaching abilities of selected laccases with HBT on different pulps. *ACS Sym Ser* 785: 427–43.

Buchert J (2001) Reactivity of *Trametes* laccases with fatty and resin acids. *Appl Microbiol Biotechnol* 55: 317–320.

Kashino Y, Nishida T, Takahara Y, Fujita K, Kondo R and Sakai K (1993) Biomechanical pulping using white-rot fungus IZU-154. *Tappi J* 76 (12): 167–71.

Kawai S, Asukai M, Ohya N, Okita K, Ito T and Ohashi H (1999) Degradation of a non-phenolic β -O-4 substructure and of polymeric lignin model compounds by laccase of *Coriolus versicolor* in the presence of 1-hydroxybenzotriazole. *FEMS Microbiol Lett* 170: 51–7.

Kawai S, Umezawa T and Higuchi T (1989) Oxidation of methoxylated benzyl alcohols by laccase of *Coriolus versicolor* in the presence of syringaldehyde. *Wood Res* 76: 10–16.

Kenealy W, Klungness J, Tshabalala M, Horn E, Akhtar M and Gleisner R (2004) Laccase modification of the physical properties of bark and pulp of loblolly pine and spruce pulp. *ACS Sym Ser* 889: 126–138.

Khan R, Bhawana P and Fulekar MH (2013) Microbial decolourization and degradation of synthetic dyes: a review. *Rev Environ Sci Biotechnol* 12: 75–97.

Kharazipour A, Hüttermann A, Kühne G and Rong M (1993) Process for glueing wood chips and articles produced by this process. *Eur Pat Appl EP0565109*; October 13.

Kharazipour A, Hüttermann A and Lüdemann HD (1997) Enzymic activation of wood fibres as a means for the production of wood composites. *J Adhes Sci Technol* 11: 419–27.

Kharazipour A, Mai C and Hüttermann A (1998) Polyphenols for compounded materials. *Polym Degrad Stabil* 59: 237–43.

Kudanga T and Roes-Hill ML (2014) Laccase applications in biofuels production: current status and future prospects. *Appl Microbiol Biotechnol* 98: 6525–42.

Kunamneni A, Plou FJ, Antonio Ballesteros A and Alcalde M (2008a) Laccases and their applications: A patent review. *Recent Patents on Biotechnology* 15: 10–24.

Kunamneni A, Ballesteros A, Plou FJ and Alcalde M (2007) Fungal laccase a versatile enzyme for biotechnological application, In: Mendez-Vilas, A. (Eds) *Communicating Current Research and Educational Topics and Trends in Applied Microbiology* 1: 233–245.

Kunamneni A, Camarero S, García-Burgos C, Plou FJ, Ballesteros A and Alcalde M (2008b) Engineering and applications of fungal laccases for organic synthesis. *Microb Cell Fact* 7: 1–17.

Kunamneni A, Plou FJ, Ballesteros A and Alcalde M (2008) Laccases and their applications: a patent review. *Recent Pat Biotechnol* 2: 10–24.


Kuznetsov BA, Shumakovich GP, Koroleva OV and Yaropolov AI (2001). On applicability of laccase as label in the mediated and mediatorless electroimmunoassay: effect of distance on the direct electron transfer between laccase and electrode. *Biosens Bioelectron* 16: 73–84.

Labat E, Morel MH and Rouau X (2000) Effects of laccase and ferulic acid on wheat flour doughs. *Cereal Chem* 77: 823–828.

Lante A, Crapisi A, Krastanov A and Spetolli P (2000) Biodegradation of phenols by laccase immobilized in a membrane reactor. *Process Biochem* 36: 51–58.

Larsson S, Cassland P and Jönsson LJ (2001) Development of a *Saccharomyces cerevisiae* strain with enhanced resistance to phenolic fermentation inhibitors in lignocellulose hydrolysates by heterologous expression of laccase. *Appl Environ Microbiol* 67: 1163–1170.

This e-book
is made with
SetaPDF



PDF components for PHP developers

www.setasign.com



Larsson S, Reimann A, Nilvebrant NO and Jonsson LJ (1999) Comparison of different methods for the detoxification of lignocellulose hydrolysates of spruce. *Appl Biochem Biotechnol* 77: 91–103.

Latorre A, Malmqvist A, Lacorte S, Welander T and Barceló D (2007) Evaluation of the treatment efficiencies of paper mill whitewaters in terms of organic composition and toxicity. *Environ Pollut* 147: 648–55.

Leach JM and Thakore AN (1976) Toxic constituents in mechanical pulping effluents. *Tappi J* 59 (2): 129–132.

Leatham G, Myers G and Wegner T (1990) Biomechanical pulping of aspen chips: energy savings resulting from different fungal treatments. *Tappi J* 73 (5): 197–200.

Leite OD, Lupetti KO, Fatibello-Filho O, Vieira IC and de Barbosa AM (2003) Synergic effect studies of the bi-enzymatic system laccase peroxidase in a voltammetric biosensor for catecholamines. *Talanta* 59: 889–96.

Leonowicz A and Trojanowski J (1975) Induction of laccase by ferulic acid in Basidiomycetes. *Acta Biochim Pol* 22(4): 291–295.

Leonowicz A, Cho NS, Luterek J, Wilkolazka A, Wojtas-Wasilewska M and Matuszewska A (2001) Fungal laccase: properties and activity on lignin. *J Basic Microbiol* 41: 185–227.

Lettera V, Pezzella C, Cicatiello P, Piscitelli A, Giacobelli VG and Galano E (2016) Efficient immobilization of a fungal laccase and its exploitation in fruit juice clarification. *Food Chem* 196: 1272–1278.

Li H, Fu S, and Peng L (2013) Fibre Modification of Unbleached Kraft Pulp with Laccase in the Presence of Ferulic Acid, *BioResources* 8(4): 5794–5806.

Li K, Collins R and Eriksson K-EL (2000) Removal of dyes from recycled paper. *Prog Pap Recy* 10: 37–43.

Lin J, Zhang X, Li Z and Lei L (2010a) Biodegradation of reactive blue 13 in a two-stage anaerobic/aerobic fluidized beds system with a *Pseudomonas* sp. isolate. *Bioresour Technol* 101: 34–40.

Lin YQ, Zhang ZP, Zhao LZ, Wang X, Yu P, Su L and Mao LQ (2010b) A non-oxidative electrochemical approach to online measurements of dopamine release through laccase-catalyzed oxidation and intramolecular cyclization of dopamine. *Biosens Bioelectron* 25: 1350–1355.

Lisdat F, Wollenberger U, Makower A, Hortnagl H, Pfeiffer D and Scheller FW (1997) Catecholamine detection using enzymatic amplification. *Biosens Bioelectron* 12: 1199–1211.

Liss SN, Bicho PA and Saddler JN (1997) Microbiology and biodegradation of resin acids in pulp mill effluents: a minireview. *Can J Microbiol* 43: 599–611.

Liu N, Shi, S L, Gao Y and Qin MH (2009) Fibre modification of kraft pulp with laccase in presence of methyl syringate, *Enzyme Microb Technol* 44(2): 89–95.

Livernoche D, Jurasek L, Desrochers M, Dorica J and Veliky IA (1983) Removal of colour from kraft mill wastewaters with cultures of white rot fungi and with immobilized mycelium of *Coriolus versicolor*. *Biotechnol Bioeng* 25: 2055–65.

Lora JH and Glasser WG (2002) Recent industrial applications of lignin: A sustainable alternative to nonrenewable materials, *Journal of Polymers and the Environment* 10(1–2): 39–48.

Luisa M, Goncalves FC and Steiner W (1996) Purification and characterization of laccase from a newly isolated wood-decaying fungus. In: *Enzymes for pulp and paper processing*. Eds.: Jeffries TW, Viikari IL. American Chemical Society. Washington, USA; 258–266.

Lund M and Felby C (2001) Wet strength improvement of unbleached kraft pulp through laccase catalyzed oxidation, *Enzyme and Microbial Technology* 28(9–10): 760–765.

Lund M and Felby C (2000) Production of paper materials with improved wet strength and use of a phenol-oxidizing enzyme and a mediator therein. *Int Pat Appl WO0068500*; November 16, 2000.

Lund M, Felby C and Bjerrum M (1998) Modification of kraft pulp and lignin by copolymerization of phenolic compounds initiated by laccase. In: *International conference on biotechnology in the pulp and paper industry*. p. C139–42.

Lund M and Ragauskas AJ (2001) Enzymatic modification of kraft lignin through oxidative coupling with water-soluble phenols. *Appl Microbiol Biotechnol* 55: 699–703.

Lyr VH (1963) Enzymic detoxification of chlorinated phenols. *Phytopathol* 47: 73–83.

Ma JH and Jian C (2002) Enzyme applications in the pulp and paper industry. *Progress in Paper Recycling* 11(3): 36–46.

MacVittie K, Conlon T and Katz E (2015) A wireless transmission system powered by an enzyme biofuel cell implanted in an orange. *Bioelectrochemistry* 106: 28–33.

Madhavi V and Lele SS (2009). Laccase: Properties and applications, *BioResources* 4(4), 1694–1717.


Mai C, Milstein O and Hüttermann A (1999) Fungal laccase grafts acrylamide onto lignin in presence of peroxides. *Appl Microbiol Biotechnol* 51: 527–31.

Maier G, Dietrich H and Wucherpfenning K (1990) Winemaking without SO₂—with the aid of enzymes? *Weineirtschaft- Technik* 126: 18–22.

Free eBook on Learning & Development

By the Chief Learning Officer of McKinsey

[Download Now](#)



Majcherczyk A, Johannes C and Huttermann A (1998) Oxidation of polycyclic aromatic hydrocarbons (PAH) by laccase of *Trametes versicolor*. *Enzyme Microbiol Technol* 22: 335–341.

Majeau JA, Brar SK and Tyagi RD (2010) Laccase for removal of recalcitrant and emerging pollutants. *Bioresour Technol* 101: 2331–2350.

Maloney TM (1996) The family of wood composite materials. *Forest Prod J* 1996 46: 19–26.

Marco-Urrea E, Radjenovic J, Caminal G, Petrovic M, Vicent T and Barcelo D (2010) Oxidation of atenolol, propranolol, carbamazepine and clofibric acid by a biological Fenton-like system mediated by the white rot fungus *Trametes versicolor*. *Water Res* 44: 521–532.

Martele Y, Callewaerta K, Naessens K, Van Daeleb P, Baetsb R and Schacht E (2003) Controlled patterning of biomolecules on solid surfaces. *Mater Sci Eng C Biomim Mater Sens Syst* 23: 341–5.

Martin C and Manzanares P (1994) A study of the decolourization of straw soda pulping effluents by *Trametes versicolor*. *Bioresour Technol* 47: 209–14.

Martirani L, Giardina P, Marzulla L and Sannia G (1996). Reduction of phenol content and toxicity in olive mill waste waters with the ligninolytic fungus. *Water Research* 30: 1914–1918.

Mate MD and Alclade M (2016) Laccase: a multi-purpose biocatalyst at the forefront of biotechnology, *Microb Biotechnol* 2016. doi: 10.1111/1751-7915.12422.

Mayer AM and Staples RC (2002) Laccase: new functions for an old enzyme. *Phytochemistry* 60: 551–65.

McKay G (1979) Waste colour removal from textile effluents. *Am Dyest Report* 68:29–36.

Mehna A, Bajpai P and Bajpai PK (1995) Studies on decolourization of effluent from a small pulp mill utilizing agriresidues with *Trametes versicolor*. *Enzyme Microbiol Technol* 17: 18–22.

Mekmouche Y, Schneider L, Rousselot-Pailley P, Faure B, Simaan AJ and Bochot C (2015) Laccases as palladium oxidases. *Chem Sci* 6: 1247–1251.

Mendonc AR, Ferraz A, Kordsachia O and Koch G (2004) Cellular UV-microspectrophotometric investigations on pine wood (*Pinus taeda* and *Pinus elliottii*) delignification during biopulping with *Ceriporiopsis subvermispora* (Pilát) Gilbn. & Ryv. and alkaline sulfite/anthraquinone treatment. *Wood Sci Technol* 38: 567–75.

Mikolasch A and Schauer F (2009) Fungal laccases as tools for the synthesis of new hybrid molecules and biomaterials. *Appl Microbiol Biotechnol* 82: 605–624.

Mikolasch A, Hammer E, Jonas U, Popowski K, Stielow A and Schauer F (2002) Synthesis of 3-(3,4-dihydroxyphenyl)-propionic acid derivatives by N-coupling of amines using laccase. *Tetrahedron* 58: 7589–7593.

Milligan C and Ghindilis A (2002) Laccase based sandwich scheme immunosensor employing mediatorless electrocatalysis. *Electroanal* 14: 415–419.

Milstein O, Haars A, Majcherczyk A, Trojanowski J, Tautz D and Zanker H (1988) Removal of chlorophenols and chlorolignins from bleaching effluent by combined chemical and biological treatment. *Water Sci Technol* 20: 161–70.

Milstein O, Hüttermann A, Fründ R, and Lüdemann, HD (1994) Enzymatic co-polymerization of lignin with low-molecular mass compounds, *Applied Microbiology and Biotechnology* 40(5): 760–767.

Minussi RC, Pastore GM, Durán N (2006) Laccase induction in fungi and laccase/N-OH mediator systems applied in paper mill effluent. *Bioresour Technol* 98: 158–64.

Miranda R, Blanco A, Negro C and Tijero J (2006) Consequences and solutions of water circuit closure in papermaking. *Chemistry and Sustainable Development*. 6th ANQUE International Congress of Chemistry, Vol. 2, Abstracts Book, Puerto de la Cruz, Spain, 5–7 December 2006, pp 69–70 [Arganda del Rey, Spain: Asociacion Nacional de Quimicos de Espana (ANQUE)].

Mittal A, Iribarne J, Rajan KG and Chatterjee SG (2006) Buildup of dissolved solids in a paperboard mill with water closure. *Prog Pap Recycling* 15(3): 19–32.

Mocciutti P, Zanuttini M, Kruus K and Suurnakki A (2008) Improvement of the fibre-bonding capacity of unbleached recycled pulp by the laccase/mediator system. *TAPPI J* 7(10): 17–22.

Mogharabi M and Faramarzi MA (2014) Laccase and laccase-mediated systems in the synthesis of organic compounds. *Adv Synth Catal* 356: 897–927.

Mohammed SH (2010) Enzymatic deinking: a bright solution with a bright future. *IPPTA* 22(3):137–138.

Mohandass C, Knutson K and Ragauskas AJ (2008) Laccase treatment of recycled blue dyed paper: Physical properties and fibre charge. *J Ind Microbiol Biotechnol* 35(10): 1103–1108.

Moilanen U, Kellock M, Galkin S, and Viikari L (2011) The laccase-catalyzed modification of lignin for enzymatic hydrolysis. *Enzyme and Microbial Technol* 49(6–7): 492–498.

Mokoonlall A, Sykora L, Pfanstiel J, Nöbel S, Weiss J and Hinrichs J (2016) A feasibility study on the application of a laccase-mediator system in stirred yoghurt at the pilot scale. *Food Hydrocolloids* 60: 119–127.

Molina S, Rencoret J, del Río JC, Lomascolo A, Record E, Martínez AT and Gutiérrez A (2008) Oxidative degradation of model lipids representative for main paper pulp lipophilic extractives by the laccase-mediator system. *Appl Microbiol Biotechnol* 80: 211222.



www.sylvania.com

We do not reinvent
the wheel we reinvent
light.

Fascinating lighting offers an infinite spectrum of possibilities: Innovative technologies and new markets provide both opportunities and challenges. An environment in which your expertise is in high demand. Enjoy the supportive working atmosphere within our global group and benefit from international career paths. Implement sustainable ideas in close cooperation with other specialists and contribute to influencing our future. Come and join us in reinventing light every day.

Light is OSRAM

OSRAM
SYLVANIA

Morel OJX and Christie RM (2011) Current trends in the chemistry of permanent hair dyeing. *Chem Rev* 111: 2537–2561.

Naik SN, Goud VV, Rout PK and Dalai AK (2010) Production of first and second generation biofuels: a comprehensive review. *Renew Sust Energ Rev* 4: 578–97.

Nakamura T (1960). On the process of enzymatic oxidation of hydroquinone. *Biochem Biophys Res Commun* 2: 111–113.

Nasir M, Gupta A, Beg M, Chua G and Kumar A (2014a) Physical and mechanical properties of medium-density fibreboards using soy-lignin adhesives. *Journal of Tropical Forest Science* 41–49.

Nasir M, Gupta A, Beg MDH, Chua GK and Asim M (2014b) Laccase application in medium density fibreboard to prepare a bio-composite. *RSC Advances* 4(22): 11520–11527.

Nasir M, Gupta A, Beg, MDH, Chua GK, Jawaaid M, Kumar A and Khan TA (2013a) Fabricating eco-friendly binderless fibreboard from laccase-treated rubber wood fibre. *BioResources* 8(3): 3599–3608.

Nasir M, Hashim R, Sulaiman O, Nordin NA, Lamaming J and Asim M (2015) Laccase, an emerging tool to fabricate green composites: a review. *Bioresources* 10(3): 6262–6284.

Nicotra S, Cramarossa MR, Mucci A, Pagnoni UM, Riva S Forti L (2004a) Biotransformation of resveratrol: synthesis of trans-dehydrodimers catalyzed by laccases from *Myceliophthora thermophyla* and from *Trametes pubescens*. *Tetrahedron* 60: 595–600.

Nicotra S, Intra A, Ottolina G, Riva S and Danieli B (2004b) Laccase-mediated oxidation of the steroid hormone 17 β -estradiol in organic solvents. *Tetrahedron-Asymmetr* 15: 2927–2931.

Niederwöhrmeier B, Ostergaard L, Richardt A and Danielsen S (2008) Laccases-oxidative enzymes for bioremediation of xenotics and inactivation of *Bacillus* spores. In: *Decontamination of Warfare Agents*. Richardt, A., and Blum, M.-M. (eds). Weinheim: Wiley-VCH Verlag GmbH & Co. KGaA, pp. 163–200.

Norsker M, Jensen M and Adler-Nissen J (2000) Enzymatic gelation of sugar beet pectin in food products. *Food Hydrocolloid* 14: 237–243.

O'Neill C, Hawkes FR, Hawkes DL, Lourenco ND, Pinheiro HM and Delee W (1999) Colour in textile effluents – sources, measurement, discharge consents and simulation: a review. *J Chem Technol Biotechnol* 74: 1009–18.

Osma JF, Toca-Herrera JL and Rodríguez-Couto S (2010) Uses of laccases in the food industry. *Enzyme Res* 2010: 918761.

Otero D, Sundberg K, Blanco A, Negro C and Holmbom B (2000) Effect of wood polysaccharides on the depositability of wood pitch. *Nordic Pulp Paper Res J* 15: 607–613.

Paice M (2005) Enzyme application in pulp and paper manufacturing. Lakehead University Symposium, September 27, 2005.

Paice M, Bourbonnais R, Renaud S, Labonte S, Sacciadis G and Berry R (2002) Pilot plant bleaching trials with laccase and mediator. *Prog Biotechnol* 21: 203–211.

Paice MG, Bourbonnais R, Renaud S, Amann M, Candussio A, Rochefort D, Leech D, Labonte S and Sacciadis G (2001) Laccase/mediator catalysed delignification: trials with new mediators. In: 8th International Conference on Biotechnology in Pulp and Paper Industry, 4–8 June, Helsinki, Finland.

Parawira W and Tekere M (2011) Biotechnological strategies to overcome inhibitors in lignocellulose hydrolysates for ethanol production: review. *Crit Rev Biotechnol* 31: 20–31.

Patel RN, Thakker GD and Rao KR (1994) Potential use of a white-rot fungus *Antrodia* sp. RK1 for biopulping. *J Biotechnol* 36: 19–23.

Petersen BR, Mathiasen TE, Peelen B and Andersen H (1999) Deoxygenation of an oil product by a laccase. US5980956 A.

Petit-Conil M, Semar S, Niku-Paavola M-L, Sigoillot JC, Asther M and Anke H (2002) Potential of laccases in softwood-hardwood high-yield pulping and bleaching. *Prog Biotechnol* 21: 61–71.

Pezzella C, Guarino L and Piscitelli A (2015) How to enjoy laccases. *Cellular and Molecular Life Sciences* 72: 923–940.

Piacquadio P, De Stefano G, Sammartino M and Sciancalepore V (1997). Phenols removal from apple juice by laccase immobilized on Cu²⁺ chelate regenerable carrier. *Biotechnol Techniques* 11: 515–517.

Piscitelli A, Amore A and Faraco V (2012) Last advances in synthesis of added value compounds and materials by laccase-mediated biocatalysis. *Curr Org Chem* 16: 2508–2524.

Piscitelli A, Pezzella, C, Lettera, V, Giardina, P, Faraco, V and Sannia G (2013) Fungal laccases: structure, function and applications. In: *Fungal Enzymes*. Polizeli, M.T.M., and Rai, M. (eds). Boca Raton, FL: CRC Press, pp. 113–151.

Polak J and Jarosz-Wilkolazka A (2012) Fungal laccases as green catalysts for dye synthesis. *Process Biochem* 47: 1295–1307.

Poots VJP, McKay G and Healy JJ (1976) The removal of acid from effluent using natural adsorbents. I. Peat. *Water Res* 10(12): 1061–1066.



Discover the truth at www.deloitte.ca/careers

Deloitte.

© Deloitte & Touche LLP and affiliated entities.

Poppius-Levlin K, Tamminen T, Kalliola A and Ohra-Aho T (2001) Characterization of residual lignins in pulps delignified by laccase/Nhydroxyacetanilide. *ACS Sym Ser* 785: 358–72.

Poppius-Levlin K, Wang W, Ranua M, Niku-Paavola M-L and Viikari L (1997) Biobleaching of chemical pulps by laccase/mediator systems. In: 1997 Biological Sciences Symposium, San Francisco, CA, USA, 19–23 October, pp. 327–333.

Poppius-Levlin K, Wang W, Tamminen T, Hortling B, Viikari L and Niku-Paavola ML (1999) Effects of laccase/HBT treatment on pulp and lignin structures. *J Pulp Pap Sci* 25: 90–94.

Pozdnyakova NN, Turkovskaya OV, Yudina EN and Rodakiewicz-Nowak Y (2006) Yellow laccase from the fungus *Pleurotus ostreatus* D1: purification and characterization. *Appl Biochem Microbiol* 42: 56–61.

Puneet P, Bhardwaj NK and Singh AK (2010) Enzymatic deinking of office waste paper: an overview. *IPPTA* 22(2): 83–88.

Qvintus-Leino P, Widsten P, Tuominen S, Laine J and Kunnas J (2003) Method of producing compressed layered structures such as fibreboard or similar wood-based product. *Int Pat Appl WO03047826*; June 12, 2003.

Ragauskas A (2002) Biotechnology in the pulp and paper biotechnology. A challenge for change. *Prog Biotechnol* 21: 7–12.

Ritter G, Maier G, Schoepflein E and Dietrich H (1992) The application of polyphenoloxidase in the processing of apple juice. *Bulletin de Liaison-Groupe Polyphenols* 16: 209–212.

Riva S (2006) Laccases: blue enzymes for green chemistry. *Trends Biotechnol* 24: 219–226.

Rodríguez Couto S and Toca Herrera JL (2006) Industrial and biotechnological applications of laccases: a review. *Biotechnol Adv* 24(5): 500–513.

Rodríguez Couto S, López and Sanromán MA (2006) Utilization of grape seeds for laccase production in solid-state fermentors. *J Food Eng* 74: 263–7.

Rodríguez Couto S, Sanromán MA and Gübitz GM (2005) Influence of redox mediators and metal ions on synthetic acid dye decolourization by crude laccase from *Trametes hirsuta*. *Chemosphere* 58: 417–422.

Rodríguez-Couto S (2012) Laccases for denim bleaching: an eco-friendly alternative. *Open Text J* 5: 1–7.

Rodríguez-Delgado MM, Alemán-Nava GS, Rodríguez-Delgado, JM, Dieck-Assad G, Martínez-Chapa SO, Barceló D and Parra R (2015) Laccase-based biosensors for detection of phenolic compounds. *Trend Anal Chem* 74: 21–45.

Roy JJ, Abraham TE, Abhijith KS, Sujith kumar PV and Thakur MS (2005) Biosensor for the determination of phenols based on Cross-Linked Enzyme Crystals (CLEC) of laccase. *Biosens Bioelectron* 21: 206–11.

Roy-Arcand L and Archibald FS (1991) Direct dechlorination of chlorophenolic compounds by laccases from *Trametes (Coriolus) versicolor*. *Enzyme Microb Technol* 13(3): 194–203.

Royer G, Desrochers M, Jurasek L, Rouleau D and Mayer R (1985) Batch and continuous decolourization of bleached kraft effluents by a white rot fungus. *J Chem Technol Biotechnol* 35B: 14–22.

Saito K, Ikeda R, Endo K, Tsujino Y, Takagi M and Tamiya E (2012) Isolation of a novel alkaline-induced laccase from *Flammulina velutipes* and its application for hair colouring. *J Biosci Bioeng* 113: 575–579.

Saito T, Kato K and Yokokawa Y (2004) A fungal metabolite mediates degradation of non-phenolic lignin structures and synthetic lignin by laccase, *FEBS Lett* 391: 144–148.

Sammartino M, Piacquadio P, De Stefano G and Sciancalepore V (1998) Apple juice stabilization by conventional and innovative methods. *Industrie delle Bevande* 27: 367–369.

Saparrat MCN, Jurado M, Diaz R, Romera IG and Martinez MJ (2010) Transformation of the water soluble fraction from “alpeorujo” by *Coriolopsis rigida*: the role of laccase in the process and its impact on *Azospirillum brasiliense* survival. *Chemosphere* 78: 72–76.

Saratale RG, Saratale GD, Chang JS and Govindwar SP (2011) Bacterial decolourization and degradation of azo dyes: a review. *J Taiwan Inst Chem Eng* 42: 138–157.

Schäfer A, Specht M, Hetzheim A, Francke W and Schauer F (2001) Synthesis of substituted imidazoles and dimerization products using cells and laccase from *Trametes versicolor*. *Tetrahedron* 57: 7693–7699.

Schmid, RD and Urlacher V (2007) *Modern Biooxidation: Enzymes, Reactions and Applications*, Wiley VCH ISBN: 978-3-527-3150709. 318 pages

Schroder M, Aichernig N, Gübitz GM and Kokol V (2007) Enzymatic coating of lignocellulosic surfaces with polyphenols. *Biotechnol J* 2: 334–41.


Schroyen M, Vervaeren H, Van Hulle SWH and Raes K (2014) Impact of enzymatic pretreatment on corn stover degradation and biogas production. *Bioresour Technol* 173: 59–66.

Schubert M, Fey A, Ihssen J, Civardi C, Schwarze FWMR and Mourad S (2015) Prediction and optimization of the laccase-mediated synthesis of the antimicrobial compound iodine (I₂). *J Biotechnol* 193: 134–136.


Sealey J and Ragauskas AJ (1998) Residual lignin studies of laccase-delignified kraft pulps. *Enzyme Microbial Technol* 23: 422–6.

SIMPLY CLEVER

ŠKODA



We will turn your CV into an opportunity of a lifetime



Do you like cars? Would you like to be a part of a successful brand? We will appreciate and reward both your enthusiasm and talent. Send us your CV. You will be surprised where it can take you.

Send us your CV on
www.employerforlife.com



Sealey JE, Runge TM and Ragauskas AJ (2000) Laccase/N-hydroxybenzotriazole full sequence bleaching with hydrogen peroxide and chlorine dioxide. *Tappi J* 83 (9): 66.

Selinheimo E, Kruus K, Buchert J, Hopia A and Autio K (2006) Effects of laccase, xylanase and their combination on the rheological properties of wheat doughs. *J Cereal Sci* 43: 152–159.

Sellers T (2001) Wood adhesive innovations and applications in North America. *Forest Prod J* 51: 12–22.

Selvam K, Saritha KP, Swaminathan K, Manikandan M, Rasappan K and Chinnaswamy P. (2006) Pretreatment of wood chips and pulps with *Fomes lividus* and *Trametes versicolor* to reduce chemical consumption in paper industries. *Asian J Microbiol Biotechnol Environ Sci* 8: 771–6.

Selvam K, Swaminathan K, Rasappan K, Rajendran R, Michael A and Pattabi S (2005) Deinking of waste papers by white rot fungi *Fomes lividus*, *Thelephora* sp. and *Trametes versicolor*. *Nat Environ Pollut Technol* 4: 399–404.

Setliff EC, Marton R, Granzow SG and Eriksson KL (1990) Biomechanical pulping with white-rot fungi. *Tappi J* 73 (5): 141–7.

Setti L, Giuliani S, Spinozzi G and Pifferi PG (1999). Laccase catalyzed oxidative coupling of 3-methyl 2-benzothiazolinone hydrazone and methoxyphenols. *Enzyme Microb Technol* 25: 285–289.

Shi, J (2006) Biocatalytic clean pulping agent and application process thereof. CN1844572 A

Shraddha, Shekher R, Sehgal S, Kamthania M and Kumar A (2011) Laccase: Microbial Sources, Production, Purification, and Potential Biotechnological Applications, *Enzyme Research* 2011: 217861.

Singh Arora and Sharma RK (2010) Ligninolytic fungal laccases and their biotechnological applications. *Applied Biochem and Biotechnol* 160(6): 1760–1788.

Singhal V, Kumar A and Rai JP (2005) Bioremediation of pulp and paper mill effluent with *Phanerochaete chrysosporium*. *J Environ Biol* 4: 525–529.

Sousa AC, Martins LO and Robalo MP (2013) Laccase-catalysed homocoupling of primary aromatic amines towards the biosynthesis of dyes. *Adv Synth Catal* 355: 2908–2917.

Stanko JP and Angus RA (2006) Paper manufacture and its impact on the aquatic environment. *Rev Environ Contam T* 185: 67–92.

Stephen JA (1995) Electrooxidation of dyestuffs in waste waters. *J Chem Technol Biotechnol* 62: 11117.

Stutz C (1993) The use of enzymes in ultrafiltration. *Fruit Processing* 3: 248–252.

Tamminen T, Liitiä T, Kalliola A, Ohra-aho T, Rovio S and Ropponen J (2010) Modification and characterisation of technical lignins. *Journal of Biotechnology* 150: 509–509.

Tanaka T, Tamura T, Ishizaki Y, Kawasaki A, Kawase T, Teraguchi M and Taniguchi M (2009) Enzymatic treatment of estrogens and estrogen glucuronide. *J Environ Sci* 21: 731–735.

Taspinar A and Kolankaya N (1998) Optimization of enzymatic chlorine removal from kraft pulp. *Bull Environ Contam Toxicol* 61: 15–21.

Thielemans W, Can E, Morye S and Wool R (2002) Novel applications of lignin in composite materials. *Journal of Applied Polymer Science* 83(2): 323–331.

Tzanov T, Basto C, Gübitz GM and Cavaco-Paulo A (2003) Laccases to improve the whiteness in a conventional bleaching of cotton. *Macromol Mater Eng* 288: 807–810.

Uematsu H, Watanabe Y, Isshiki K and Kurane R (2001) Production of laccase by *Curvularia sp.* *Microbiol* 36: 343–346.

Upadhyay P, Shrivastava R and Agrawal PK (2016) Bioprospecting and biotechnological applications of fungal laccase. *3 Biotech* 6: 1–12.

Vaheri M, Salama N and Ruohoniemi K (1991) Procedure for the production of pulp. *Eur Pat Appl EP429422*; May 29, 1991.

Viikari L (2002) Trends in pulp and paper biotechnology. *Prog Biotechnol* 21: 1–5.

Viikari L, Hase A, Qvintus-Leino P, Kataja K, Tuominen S and G˘adda L (1998) Lignin-based adhesive for particleboard manufacture. *Int Pat Appl WO9831764*; July 23, 1998.

Virk AP, Sharma P and Capalash N (2012) Use of laccase in pulp and paper industry. *Biotechnol Prog* 28(1): 21–32.

Viswanath B, Rajesh B, Janardhan A, Kumar AP and Narasimha G (2014) Fungal laccases and their applications in bioremediation. *Enzyme Res* 21, Article ID 163242

Wang B, Yan Y, Tian Y, Zhao W, Li Z and Gao J (2016) Heterologous expression and characterisation of a laccase from *Colletotrichum lagenarium* and decolourisation of different synthetic dyes. *World J Microb Biot* 32: 1–9.

Wells A, Teria M and Eve T (2006) Green oxidations with laccase-mediator systems. *Biochem Soc T* 34: 304–8.

Widsten P and Kandelbauer A (2008) Laccase applications in the forest products industry: a review. *Enzyme Microb Technol* 42: 293–307.

Widsten P, Laine JE, Tuominen S and Qvintus-Leino P (2003) Effect of high defibration temperature on the properties of medium-density fibreboard (MDF) made from laccase-treated hardwood fibres. *J Adhes Sci Technol* 17: 67–78.



e-learning for kids

- The number 1 MOOC for Primary Education
- Free Digital Learning for Children 5-12
- 15 Million Children Reached

About e-Learning for Kids Established in 2004, e-Learning for Kids is a global nonprofit foundation dedicated to fun and free learning on the Internet for children ages 5 - 12 with courses in math, science, language arts, computers, health and environmental skills. Since 2005, more than 15 million children in over 190 countries have benefitted from eLessons provided by EFKI. An all-volunteer staff consists of education and e-learning experts and business professionals from around the world committed to making difference. eLearning for Kids is actively seeking funding, volunteers, sponsors and courseware developers; get involved! For more information, please visit www.e-learningforkids.org.

Widsten P, Nguyen T, Laine JE, Malmqvist A and Welander T (2004a) In-mill removal of TMP whitewater contaminants by biological treatment in an aerobic bioreactor used in conjunction with microfiltration and laccase treatment. *Nord Pulp Pap Res J* 19: 379–83.

Widsten P, Tuominen S, Quintus-Leino P and Laine JE (2004b) The influence of high defibration temperature on the properties of medium-density fibreboard (MDF) made from laccase-treated softwood fibres. *Wood Sci Technol* 38: 521–8.

Winandy JE and Rowell RM (2005) Chemistry of wood strength, in: *Handbook of Wood Chemistry and Wood Composites*, R. M. Rowell (ed.), CRC Press, Boca Raton, FL, pp. 303–347.

Wiseman N and Ogden G (1996) Zero liquid effluent technologies for the paper industry. *Pap Technol* 37: 31–8.

Witayakran S (2008) PhD thesis, Georgia Institute of Technology (Atlanta, GA, USA).

Witayakran S and Ragauskas AJ (2009a) Synthetic applications of laccase in green chemistry. *Adv Synth Catal* 351: 1187–1209.

Witayakran S and Ragauskas, A. J. (2009b) Modification of high-lignin softwood kraft pulp with laccase and amino acids, *Enzyme Microb Technol* 44(3): 176–181.

Wong JH, Ng TB, Jiang Y, Liu F, Sze SC and Zhang KY (2010) Purification and characterization of a laccase with inhibitory activity toward HIV-1 reverse transcriptase and tumor cells from an edible mushroom (*Pleurotus cornucopiae*). *Protein Pept Lett* 17: 1040–1047.

Wong KKY, Anderson KB and Kibblewhite RP (1999) Effects of the laccase mediator system on the handsheet properties of two high kappa kraft pulps. *Enzyme Microbial Technol* 25: 125–31.

Wong KKY, Richardson JD and Mansfield SD (2000) Enzymic treatment of mechanical pulp fibres for improving papermaking properties. *Biotechnol Prog.*, 16:1025–9.

Wong Y and Yu J (1999). Laccase-catalysed decolourization of synthetic dyes. *Water Research* 33(16): 3512–3520.

Xu F (1999) Laccase, In Flickinger, MC and Drew, SW (eds.), Encyclopedia of Bioprocess Technology: Fermentation, Biocatalysis, Bioseparation, John Wiley & Sons Inc., New York, pp. 1545–1554.

Xu F, Li K and Elder TJ (2002) N-Hydroxy mediated laccase biocatalysis: recent progress on its mechanism and future prospect of its application. Prog Biotechnol 21: 89–104.

Xu QH, Qin MH, Shi SL, Zhang AP and Xu Q (2004) Synergistic deinking of ONP by Cellulase/Hemicellulase combined with laccase-mediator system. China Pulp Paper 23(8): 6.

Xu, H., Bloomfield, K and Lund H (2006) Intl Patent WO06126983 A1

Yague S, Terron MC and Gonzalez T (2000). Biotreatment of tannin-rich beer-factory wastewater with white-rot basidiomycete *Coriolopsis gallica* monitored by pyrolysis/gas chromatography/mass spectrometry. Rapid Commun Mass Spectrom 14(10): 905–910.

Yamaguchi H, Maeda Y and Sakata I (1992) Applications of laccase-induced dehydrogenatively polymerised phenols for bonding of wood fibres. Mokuzai Gakkaishi 38: 931–7.

Yamaguchi H, Maeda Y and Sakata I (1994) Bonding among woody fibres by use of enzymic phenol dehydrogenative polymerisation. Mechanism of generation of bonding strength. Mokuzai Gakkaishi 40: 185–190.

Yaropolov AI, Skorobogatko OV, Vartanov SS and Varfolomeyev SD (1994) Laccase: properties, catalytic mechanism and applicability. Appl Biochem Biotechnol 49: 257–80.

Yavuz M, Kaya G and Aytakin C (2014) Using *Ceriporiopsis subvermispora* CZ-3 laccase for indigo carmine decolourization and denim bleaching. Int Biodeter Biodegr 88: 199–205.

Yoon MH (1998) Process for improved shrink resistance of wood. Intl Patent WO1998027264 A1.

Yu H, Guo G, Zhang X, Yan K and Xu C (2009) The effect of biological pretreatment with the selective white-rot fungus *Echinodontium taxodii* on enzymatic hydrolysis of softwoods and hardwoods. Bioresource Technology 100(21): 5170–5175.

Zeng J, Zhu Q, Wu Y and Lin X (2016) Oxidation of polycyclic aromatic hydrocarbons using *Bacillus subtilis* CotA with high laccase activity and copper independence. Chemosphere 148: 1–7.

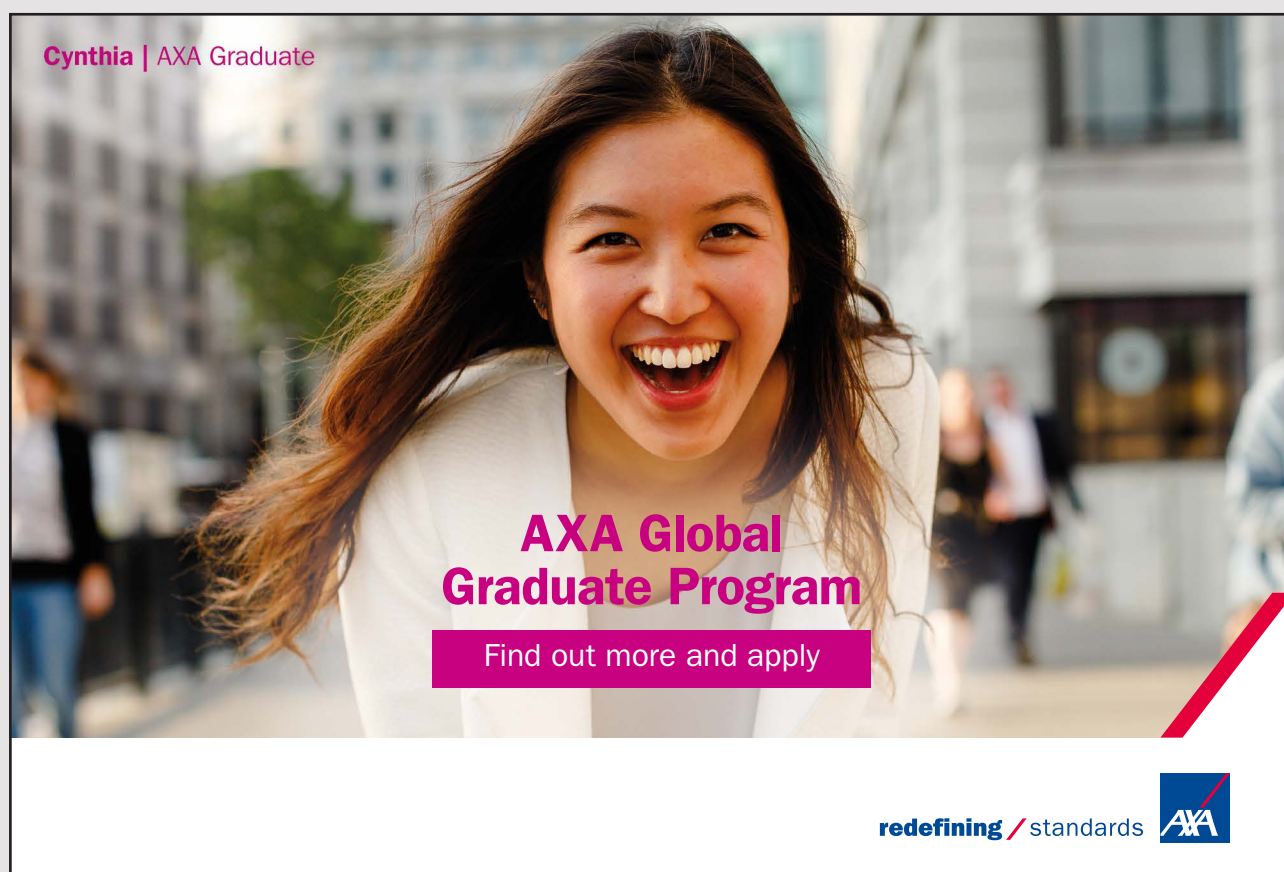
Zhang X, Eigendorf G, Stebbing DW, Mansfield SD and Saddler JN (2002a) Degradation of trilinolein by laccase enzymes. *Arch Biochem Biophys* 405: 44–54.

Zhang X, Renaud S and Paice M (2005) The potential of laccase to remove extractives present in pulp and white water from TMP newsprint mills. *J Pulp Paper Sci* 31: 175–180.

Zhang X, Stebbing DW, Beatson RP, Mansfield SD and Saddler JN (2001) Laccase catalyzed modification of lipophilic extractives found in TMP/newsprint mill process water. *Proc. 8th International Conference on Biotechnology in the Pulp and Paper Industry*,

Zhang X, Stebbing DW, Saddler JN, Beatson RP and Kruus K (2000) Enzyme treatments of the dissolved and colloidal substances present in mill white water and the effects on the resulting paper properties. *J Wood Chem Technol* 20: 321–335.


Zhang X, Stebbing DW, Soong G, Saddler JN and Beatson RP (2002b) A combined fungal and enzyme treatment system to remove TMP/newsprint mill white water substances. *Tappi J* 1(3): 26–32.



Cynthia | AXA Graduate

AXA Global Graduate Program

Find out more and apply

redefining / standards 

Zhao J, Mou Y, Shan T, Li Y, Zhou L, Wang M and Wang J (2010) Antimicrobial metabolites from the endophytic fungus *Pichiaguillier mondii* isolated from *Paris polyphylla* var. *yunnanensis*. *Molecules* 15: 7961–7970.

Zollinger H (2002) *Synthesis, properties and applications of organic dyes and pigments. Colour chemistry*. New York: John Wiley-VCH Publishers; 2002:92100.

Zouari N, Romette, JL and Thomas D (1988) A continuous-flow method for the rapid-determination of sanitary quality of grape must at industrial-scales. *J Chem Technol Biotechnol* 41: 243–248.

Zucca P, Cocco G, Sollai F and Sanjust E (2016) Fungal laccases as tools for biodegradation of industrial dyes. *Biocatalysis* 1: 82–108.

Zumárraga M, Plou FJ, García-Arellano H, Ballesteros A and Alcalde M (2007) Bioremediation of polycyclic aromatic hydrocarbons by fungal laccases engineered by directed evolution. *Biocatal Biotransfor* 25: 219–228.

Applications of laccases	
Bioremediation	29%
Biofuel cells and biosensors	22%
Textiles	20%
Pulp and Paper	11%
Food	10%
Organic synthesis	4%
Biofuel	2%
Fibreboards	0.7%
Cosmetic	0.7%
Paints	0.3%

Table 6.1: Application of laccases
Based on Mate and Alcalde (2016)

Commercially available laccases	
<i>Agaricus bisporus</i>	ASA Spezialenzyme GmbH
Bacterial origin ^{a,b}	MetGen
<i>Cerrena unicolor</i>	Jena Bioscience
<i>Trametes versicolor</i>	ASA Spezialenzyme GmbH

Table 6.2: Few commercially available laccases

a) Name not specified

b) Laccase commercialized as thermo-inactivated liquid crude cell lysate

Applications in forest industry
Pulping
Bleaching
Fibre modification
Pitch control
Deinking of recycled fibre
Treatment of mill process water and effluent
Biografting
Production of wood composite boards

Table 6.3: Applications of laccases in forest industry


Advantages
Reduced refining energy
Increased mill throughput in mechanical pulping
Enhanced paper strength properties
Alleviated pitch problems
Improved yield
Reduced environmental impact in mechanical and chemical pulping and papermaking

Table 6.4: Advantages of biopulping

I joined MITAS because
I wanted **real responsibility**

The Graduate Programme
for Engineers and Geoscientists
www.discovermitas.com







Month 16

I was a construction supervisor in the North Sea advising and helping foremen solve problems

Real work
International opportunities
Three work placements







Sequence	Pulp	Dosage of enzyme/ mediator (kg/TP)	Degree of delignification (%)	Max. brightness (% ISO)
L-E-Q-P	A	2/13	56.6	76.5 82.7
L-E-L-E-Q-P	A	2X2/2X8	50.6/67.7	
L-E-Q-(P)	B	2/8	44.2	

Conditions:

Parameter	L stage	E stage	Q stage	P stage
Consistency (%)	10	10	5	10
Temperature (°C)	45	60	60	75
pH	4.5	11.5	5	11.2
Residence time (min)	120	60	30	210
Pressure (bar)	2	-	-	-
Dosage	Enzyme: 2kg/T Mediator: variable	NaOH	0.2% DTPA	3% peroxide

Table 6.5: Results from the pilot plant trial with laccase-mediator system
Based on data from Call and Mucke (1997)

Parameter	$D_0E_p^*D_1D_2$	$LE_p^{**}DOE_p^{***}D_1$	$LE_p^{**}AD_0E_p^{***}D_1$
Kappa factor	0.28	0.15	0.12
Reduction in ClO_2 Dose (%)	-	45.6	58.1
$LE_p^{\square\square}$ Brightness (%ISO)	-	46.4	-
$LE_p^{\square\square A}$ Brightness (%ISO)	-	-	47.0
D_0 Brightness (%ISO)	42.0	66.8	63.5
E_p^{\square} Brightness (%ISO)	65.2	-	-
$E_p^{\square\square\square}$ Brightness (%ISO)	-	79.4	78.9
D_1 Brightness (%ISO)	84.5	88.0	88.2
D_2 Brightness (%ISO)	87.8	-	-
Viscosity (cp)	7.2	7.1	6.9
Treatment conditions: L stage conditions: Laccase dose 60 U/g pulp, HBT dose 3%, pH 4.0, temp. 45 °C, consistency 15% and retention time 5 h A stage conditions: pH 2, temp. 90 °C, retention time 2 h, consistency 10% E_p^{\square} stage conditions: NaOH dose 0.85%, H ₂ O ₂ dose 0.5%, temp. 70 °C, consistency 10% and retention time 2 h $E_p^{\square\square}$ stage conditions: NaOH dose 1.5%, H ₂ O ₂ dose 0.5%, temp. 70 °C, consistency 10% and retention time 2 h $E_p^{\square\square\square}$ stage conditions: NaOH dose 0.8%, H ₂ O ₂ dose 0.5%, temp. 70 °C, consistency 10% and retention time 2 h D_0 stage conditions: pH 3.5, temp. 55 °C, retention time 30 min, consistency 10% D_1 stage conditions: ClO_2 dose 0.8%, pH 3.5, temp. 75 °C, retention time 3 h, consistency 10% D_2 stage conditions: ClO_2 dose 0.4%, pH 3.5, temp. 75 °C, retention time 3 h, consistency 10%			

Table 6.6: Effect of Laccase-Mediator System on ECF Bleaching
 Based on Bajpai et al. (2006b)

Lipophilic wood extractives
Stearic acid (a fatty acid)
Abietic acid (a resin acid)
Sitosterol (a sterol)
Sitosteryl linoleate (a steryl ester)
Trilinolein (a triglyceride)

Table 6.7: Examples of prominent types of lipophilic wood extractives causing pitch problems

ie business school

93%
OF MIM STUDENTS ARE
WORKING IN THEIR SECTOR 3 MONTHS
FOLLOWING GRADUATION

MASTER IN MANAGEMENT

- STUDY IN THE CENTER OF MADRID AND TAKE ADVANTAGE OF THE UNIQUE OPPORTUNITIES THAT THE CAPITAL OF SPAIN OFFERS
- PROPEL YOUR EDUCATION BY EARNING A DOUBLE DEGREE THAT BEST SUITS YOUR PROFESSIONAL GOALS
- STUDY A SEMESTER ABROAD AND BECOME A GLOBAL CITIZEN WITH THE BEYOND BORDERS EXPERIENCE

Length: 10 MONTHS
Av. Experience: 1 YEAR
Language: ENGLISH / SPANISH
Format: FULL-TIME
Intakes: SEPT / FEB

5 SPECIALIZATIONS
PERSONALIZE YOUR PROGRAM

#10 WORLDWIDE
MASTER IN MANAGEMENT
FINANCIAL TIMES

55 NATIONALITIES
IN CLASS

www.ie.edu/master-management | mim.admissions@ie.edu | Follow us on IE MIM Experience



Benefits of recycled fibre
Uses less energy than virgin paper
Uses less water
Releases fewer pollution emissions to air and water
Requires lesser refining than virgin pulp and can be corefined with other pulps
Deinked pulp provides special properties (opacity, less curling tendency, less fuzziness and improved formation) to the finished papers in comparison with those made from wood pulp

Table 6.8: Benefits of using recycled fibre

Negative effects of DCS substances
Influence on the efficiency of papermaking chemicals
Scaling problems
Deposits of sticky material
Slime growth
Odours in the product
Corrosion

Table 6.9: Negative effects of DCS substances

Low-molecular weight compounds biografted to lignocellulosic materials with laccases
PAA
4-HBA
Vanillic acid
Syringic acid
Ferulic acid
Gallic acid
Guaiacol
Vanillin
Guaiacol sulfonate
3-hydroxytyramine hydrochloride
Tyrosine
4-hydroxy-3-methoxybenzylurea
Acrylamide

Table 6.10: Examples of low-molecular weight compounds biografted to lignocellulosic materials with laccase

Uses in food industry
Wine and beer stabilization
Baking
Fruit juice processing
Improvement of food sensory parameters
Sugar beet pectin gelation
Bioremediation of food industry waste water

Table 6.11: Uses of laccases in food industry

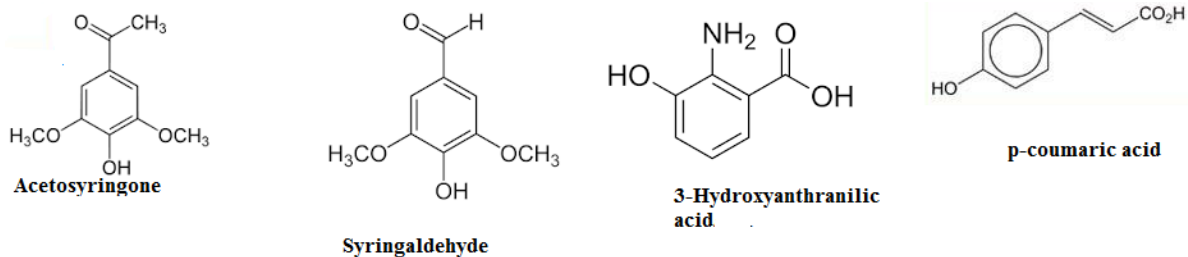


Figure 6.1: Chemical structures of most effective mediators

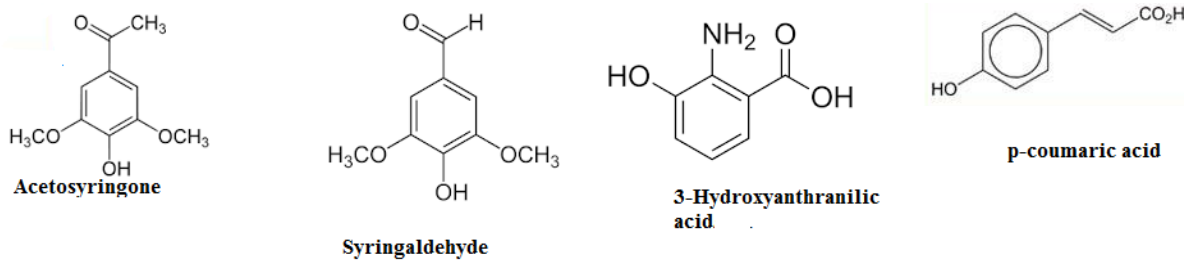


Figure 6.2: Chemical structures of natural mediators for laccases

“I studied English for 16 years but...
...I finally learned to speak it in just six lessons”
Jane, Chinese architect

ENGLISH OUT THERE

Click to hear me talking before and after my unique course download

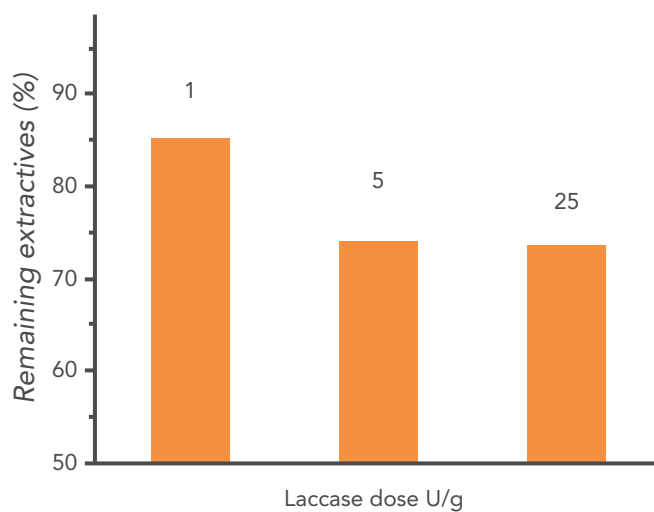


Figure 6.3: Effect of laccase treatment on removal of extractives from mechanical pulp; Based on Paice (2005)

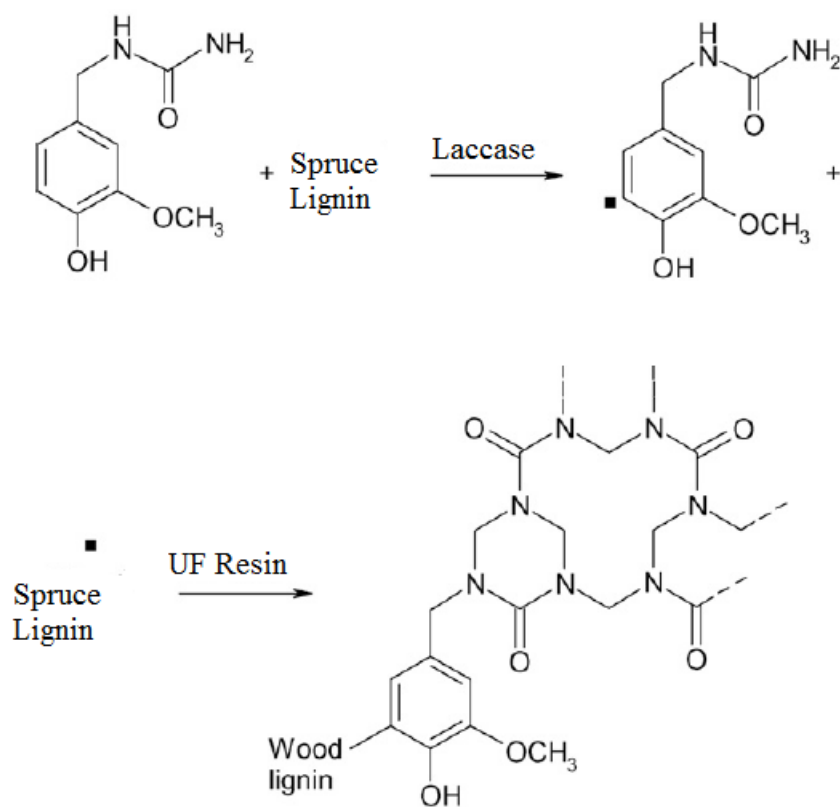


Figure 6.4: Laccase-assisted functionalization of spruce chips used for manufacturing particleboard with 4-hydroxy-3-methoxybenzylurea and cross-linking of functionalized lignin and UF-resin in particleboards. Based on Fackler et al. (2008)

7 FUTURE PERSPECTIVES

Laccase is currently considered a 'green enzyme' by many. An analysis of the scientific literature published in the last 10 years reveals a continuous growth of laccase application research in several industrial fields followed by the publication of a large number of patents. The patents concern methods of fermentation and optimization of laccase production, followed by inventions about enzyme modification aimed at its conjugation and/or immobilization for different uses. Analyzing the distribution of patent owners, Novozyme (Novo Nordisk, Denmark) owns the most of the patents (5%), followed by L'Oreal with 3%. The biggest share (78%) is occupied by companies or research centers possessing less than 1% of total number of published patents. Despite this large number of applications, laccase potential has not been fully exploited due to several issues. The most important obstacles to commercial application of laccases are the lack of sufficient enzyme stocks and the cost of redox mediators. Significant progress has been made over the last years to solve these problems. Thus, efforts have to be made for achieving inexpensive overproduction of this biocatalyst in heterologous hosts and also their modification by chemical means or protein engineering to achieve active and more robust enzymes. The development of an efficient system for immobilization of laccase also deserves great deal of attention. Immobilization could be performed by chemically modifying the substrates. Therefore, micropatterning, self-assembled monolayer method (SAMs) and layer-by-layer (*LbL*) techniques can be used to functionalise flat and curved surfaces for having specific adsorption. Laccase encapsulation using polyelectrolytes can be used as a microreactor for catalytic reactions by changing the permeability properties of the capsule wall. The general objective is to obtain stable catalysts with long life times and low cost; the combination of these techniques will improve the adsorption of laccase on a suitable substrate, the lifetime of the laccase activity and reuse of the substrate/laccase product.

Recent efforts to abundantly produce these enzymes, to improve enzyme activity and/or stability through immobilization and protein engineering, are boosting use of laccase at an industrial level.

Since the first commercial product based on laccase enzyme, launched in 1996 by Novozyme, the companies have been engaged in producing this enzyme in several formulations and for different purposes, mainly for the textile and food industries (Piscitelli et al., 2013). Less enzymatic formulations are available for the pulp and paper industries (Pezzella et al., 2015). Most of the new companies are located in Asia, where industry is expanding due to the less bureaucratic constraints for industrial production and lower salaries of employees in these regions in spite of the global crises (Piscitelli et al., 2013). Further, in Europe also, the increasing demand of specific and environment friendly alternative biocatalysts has nowadays induced the creation of new small companies offering customized formulations of laccases to target specific process conditions.

Excellent Economics and Business programmes at:



university of
 groningen



“The perfect start
of a successful,
international career.”

CLICK HERE
to discover why both socially
and academically the University
of Groningen is one of the best
places for a student to be

www.rug.nl/feb/education

Many companies are offering laccases for pulp and paper, food, textile, pharma, cosmetic, paint or furniture industries (Pezzella et al., 2015; Mate and Alcalde, 2016; Cannatelli and Ragauskas, 2017; Rodriguez Couto and Toca Herrera, 2006). But for fully realizing the potential of laccases to compete in the biotechnology race, some obstacles must still be overcome. So, there is a need to produce laccases in industrially relevant hosts, particularly filamentous fungi like *Aspergillus sp.* and also at competitive prices and high titres. Some progress has been made in this regard through protein engineering (Mate and Alcalde, 2015). But, the use of laccases on a large industrial scale is still not the norm. Another major problem is the high cost of redox mediators and their inhibitory effect on laccase activity. In this regard, implementing LMS based on natural mediators obtained from lignin combustion is an area for in depth pursuing. Also, the design of laccases with customized features by the use of protein engineering will expand the portfolio of highly efficient enzyme variants and their use in various applications ranging from organic synthesis to the production of biofuels and beyond (Mate and Alcalade, 2016).

The use of laccases for the synthesis of fine chemicals has been a developing area of research over the past two decades in several laboratories (Cannatelli and Ragauskas, 2017). The types of chemical transformations that can be performed and the chemical structures that can be accessed are immense. By the use of LMS, these can be further broadened. Mekmouche et al. (2015) and Schneider et al. (2015) paired laccases with palladium and ruthenium transition metal complexes for the first time for the selective oxidation of benzylic alcohols and olefins, respectively.

There is a need to make more efforts towards using laccases to modify lignin for the fabrication of novel biomaterials (Hüttermann et al. 2001; Cannatelli et al., 2015; Stewart, 2008). Lund and Ragauskas (2001) successfully grafted water soluble phenols onto the surface of kraft lignin using laccases, rendering the lignin more water soluble. By copolymerizing lignin with phenolic monomers via laccase-assisted grafting, Aracri et al. (2014) were able to transform lignin into a useful adhesive for wood floor coverings.

There is a trend in industry towards biomass derived fuels and materials and away from those derived from petroleum for reducing carbon footprint (Cannatelli and Ragauskas, 2017). Therefore, research into the valorization of lignin will continue to be a promising area in the development of fully integrated biorefineries with laccases projected to perform multiple prominent roles (Ragauskas et al., 2006; Ragauskas et al., 2014; Roth et al., 2015). Laccases have been used with *Rhodococcus opacus* for conversion of lignin into liquid fuels. Fungal laccases actually catalyze the depolymerization of lignin, allowing for greater microbial lignin conversion, resulting in a significantly increased yield (Zhao et al., 2016).

Although the use of laccases for industrial purposes is promising, challenges facing the commercialization of laccase-mediated processes exist. These challenges are the lack of availability of affordable, highly active enzymes, and separation of enzyme from the reaction medium after completion of the process. To tackle these problems, advances in protein engineering have made it possible for producing thermostable laccases, tolerant to organic solvents and ionic liquids increasing their suitability for industrial applications (Rasekh et al., 2014; Dabrimanesh et al., 2015). Recently it has been found that by combining laccase with Au nanoparticles to formulate laccase-Au hybrids, the activity of laccase can be increased dramatically (Guo et al., 2015). Advances in enzyme immobilization technology, such as cross-linked enzyme aggregates and adsorption onto multi-walled carbon nanotubes provide improved storage and enzyme operational stabilities. Also it provides a means to separate and reuse the enzyme (Matijošytė et al., 2010; Piccinino et al., 2015; Durán et al., 2002; Fernández-Fernández et al., 2013). Furthermore, combination of laccases with sonochemistry has shown to reduce the chemicals and energy consumption, thus providing a cost effective means to upscale laccase-catalyzed processes to an industrial scale (Gonçalves and Silva, 2015).

Recently, new and existing laccases from different fungal species have shown medicinal application, with the ability to inhibit HIV-I reverse transcriptase and also show anti proliferative and cytotoxic effects on tumor cells (Wu et al., 2014; Rashid et al., 2015; Mizerska-Dudka et al., 2015; Sun et al., 2014). Researchers are discovering the innovative ways in which laccases can continue to advance sustainability in the chemical industry and beyond.

7.1 REFERENCES

Aracri E, Diaz Blanco C and Tzanov T (2014) An enzymatic approach to develop a lignin-based adhesive for wool floor coverings. *Green Chemistry* 16(5): 2597–2603.

Cannatelli MD and Ragauskas AJ (2017) Two Decades of Laccases: Advancing sustainability in the chemical industry. *Chem Rec* 17(1): 122–140.

Cannatelli MD and Ragauskas AJ (2015) Value added biomaterials via laccase-mediated surface functionalization. *J Biotechnol Biomater* 5: 175.

Dabrimanesh B, Khajeh K, Ghazi F, Ranjibar B and Etezad SM (2015) A semi-rational approach to obtain an ionic liquid tolerant bacterial laccase. *Int J Biol Macromol* 79: 822–829.

Durán N, Rosa MA, D'Annibale A and Gianfreda L (2002) Applications of laccases and tyrosinases (phenoloxidases) immobilized on different supports: a review. *Enzyme Microb Technol* 31(7): 907–931.

Fernández-Fernández M, Sanromán MÁ and Moldes D (2013) Recent developments and applications of immobilized laccase. *Biotechnol Adv* 31: 1808–1825.

Goncalves I, Silva C and Cavaco-Paulo A (2015) Ultrasound enhanced laccase applications. *Green Chemistry* 17(3): 1362–1374.

Guo S, Li H, Liu J, Yang Y, Kong W, Qiao S, Huang H, Liu Y, Kang Z (2015). Visible-light-induced effects of Au nanoparticle on laccase catalytic activity. *ACS Appl Mater Interfaces* 7(37): 20937–44.

Hüttermann A, Mai, C and Kharazipour A (2001) Modification of lignin for the production of new compounded materials. *Appl Microbiol Biotechnol* 55(4): 387–394.

Lund M and Ragauskas AJ (2001) Enzymatic modification of kraft lignin through oxidative coupling with water-soluble phenols. *Appl Microbiol Biotechnol* 55(6): 699–703.

American online LIGS University

is currently enrolling in the
Interactive Online **BBA, MBA, MSc,**
DBA and PhD programs:

- ▶ enroll **by September 30th, 2014** and
- ▶ **save up to 16%** on the tuition!
- ▶ pay in 10 installments / 2 years
- ▶ Interactive **Online education**
- ▶ visit www.ligsuniversity.com to find out more!

Note: LIGS University is not accredited by any nationally recognized accrediting agency listed by the US Secretary of Education. More info [here](#).



Mate MD and Alclade M (2016) Laccase: a multi-purpose biocatalyst at the forefront of biotechnology. *Microb Biotechnol* 2016. doi: 10.1111/1751-7915.12422.

Matijošytė I, Arends IWCE, de Vries S and Sheldon RA (2010) Preparation and use of cross-linked enzyme aggregates (CLEAs) of laccases. *J Mol Catal B-Enzym* 62: 142–148.

Mekmouche Y, Schneider L, Rousselot-Pailley P, Faure B, Simaan AJ, Bochot C, Marius Réglie M and Tron T (2015) Laccases as palladium oxidases. *Chem Sci* 6: 1247–1251.

Mizerska-Dudka M, Jaszek M, Błachowicz A, Rejczak TP, Matuszewska A (2015) Fungus *Cerrena unicolor* as an effective source of new antiviral, immunomodulatory, and anticancer compounds M. *Macromolecules* 79: 459–468.

Pezzella C, Guarino L and Piscitelli A (2015) How to enjoy laccases. *Cellular and Molecular Life Sciences* 72: 923–940.

Piccinino D, Delfino M, Botta G, Crucianelli M, Grossi V, Passacantando M, Antiochia R, Favero G and Saladino R (2015) Highly efficient synthesis of aldehydes by layer by layer multi-walled carbon nanotubes (MWCNTs) laccase mediator systems. *Appl Catal A* 499: 77–88.

Piscitelli A, Pezzella C, Lettera V, Giardina P, Faraco V and Sannia G (2013) Fungal laccases: structure, function and application. In: Maria de Lourdes TMP and Rai M (eds) *Fungal Enzymes: Progress and Prospects*, pp 113–151.

Ragauskas AJ, Williams CK, Davison BH, Britovsek G, Cairney J, Eckert CA, Frederick WJ Jr, Hallett JP, Leak DJ, Liotta CL, Mielenz JR, Murphy R, Templar R and Tschaplinski T (2006) The path forward for biofuels and biomaterials 311(5760): 484–9.

Ragauskas AJ, Beckham GT, Biddy MJ, Chandra R, Chen F, Davis MF, Davison BH, Dixon RA, Gilna P, Keller M, Langan P, Naskar AK, Saddler JN, Tschaplinski TJ, Tuskan GA and Wyman CE (2014) Lignin valorization: improving lignin processing in the biorefinery. *Science* 344(6185):1246843.

Rasekh B, Khajeh K, Ranjbar B, Mollania N, Almasinia B and Tirandaz H (2014) Protein engineering of laccase to enhance its activity and stability in the presence of organic solvents. *Eng Life Sci* 14: 442–448.

Rashid S, Unyayar A, Mazmanci, Mehmet A, McKeown, Stephanie R, Worthington J and Banat I (2015) Potentials of a *Funalia trogii* laccase enzyme as an anticancer agent. *Ann Microbiol* 65: 175–183.

Rodriguez Couto S and Toca Herrera JL (2006) Industrial and biotechnological applications of laccases: a review. *Biotechnol Adv* 24(5): 500–13.

Roth S and Spiess, AC (2015) Laccases for biorefinery applications: A critical review on challenges and perspectives. *Bioprocess Biosyst Eng* 38: 2285–2313.

Schneider L, Mekmouche Y, Rousselot-Pailley P, Simaan AJ, Robert V, Réglie M, Aukaaloo A, T Tron T (2015) Visible-light-driven oxidation of organic substrates with dioxygen mediated by a[Ru(bpy)₃]²⁺/laccase system. *ChemSusChem* 8(18): 3048–3051.

Stewart D (2008) Lignin as a base material for materials applications: chemistry, application and economics. *Industrial Crops and Products* 27(2): 202–207.

Sun J, Chen QJ, Zhu MJ, Wang HX, and Zhang GQ (2014) An extracellular laccase with antiproliferative activity from the sanghuang mushroom *Inonotus baumii*, *Journal of Molecular Catalysis B: Enzymatic* 99: 20–25,

Wu X, Huang C, Chen Q, Wang H and Zhang J (2014) A novel laccase with inhibitory activity towards HIV-I reverse transcriptase and antiproliferative effects on tumor cells from the fermentation broth of mushroom *Pleurotus cornucopiae*. *Biomed Chromatogr* 28: 548–553.

Zhao C, Xie S, Pu Y, Zhang R, Huang F, Ragauskas AJ and Yuan JS (2016) Synergistic enzymatic and microbial lignin conversion. *Green Chemistry* 18: 1306–1312.